


ML2SF60LOPR940DW



MUN LIGHT G2 SF Ø600 LO PRISM 9NW DA WH

Description:

LAMP suspended or surface mounted luminaire MUN LIGHT G2 SF Ø600 LO PRISM. Manufactured from recycled aluminium extrusion with a 95% recycling rate, with a PRISMATIC polycarbonate diffuser to control light distribution and reduce glare UGR <19. Model for LED MID-POWER, colour temperature 4000K and CRI90. Electronic DALI gear included. IP20, IK07 ratings. Insulation Class I. Photobiological safety group 0. LED life time: 50.000 L80 B10. Available finishes: White and black.

Finish: Texturised matt white

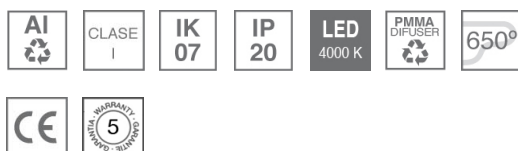
Weight: 6.500 g

Installation: Surface

TECHNICAL SPECIFICATIONS:

| | | | |
|----------------------|--------------------------|----------------------|------------------|
| Light output: | 3.646 lm | °K : | 4000 |
| Plum: | 26,8W | CRI : | 90 |
| Efficacy: | 136 lm/w | R9 : | 55 |
| UGR: | <19 | MacAdam: | 3 |
| Type: | MID POWER | Power Supply: | 220-240V 50/60Hz |
| LED Lifetime: | 50.000 L80 B10 (Ta=25°C) | Gear: | Adjustable DALI2 |
| Power: | 23,8W | | |

Light output tolerance +/- 10%

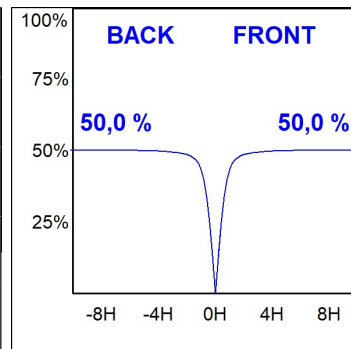
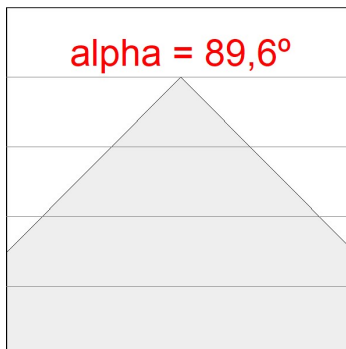
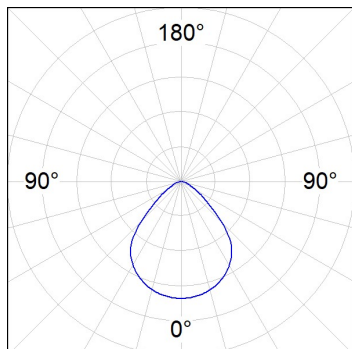



CUSTOM MADE OPTIONS:



PHOTOMETRIC DATA :

ML2SF60LOPR940DW
 $\eta = 100\%$
 $I_{max} = 504 \text{ cd/klm}$
UTE: 1,00C
CIE: 65 92 99 100 100



ACCESORIES :

Suspension



Product code:

ML2SUEMSF1500DW

ML2SUEMSF3000DW

Description:

MUN LIGHT G2 ACC SUSP ELMEC 1500MM D W

MUN LIGHT G2 ACC SUSP ELMEC 3000MM D W