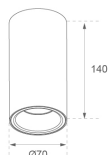


K71SF1520RF940NBB



**KOMBIC 70 SF 1500 IP23 9NW RF FL B/B**

**Description:**

LAMP Suspended or ceiling mounting downlight KOMBIC 70 SF 1500. Body made of recycled aluminium extrusion at a rate of 75% and reflector made of recycled polycarbonate R-PC FR WHITE TM non-brominated flame retardant additive. Flammability grade V0 according to UL94. Inner reflector finished in black and Flood reflector for greater efficiency and to achieve controlled light distribution and low glare level, less than UGR<19. Heatsink made of die-cast aluminium. COB LED, colour temperature 4000K and IRC90. Electronic ON OFF gear included. IP23 rated. Insulation Class I. Photobiological safety group 0. LED life time: 72.000 L80 B10. Available finishes: White and black.

**Finish:** Matte black RAL 9011

**Weight:** 510 g

**Installation:** Surface

**TECHNICAL SPECIFICATIONS:**

<b>Light output:</b>	934 lm	<b>°K :</b>	4000
<b>Plum:</b>	9,5W	<b>CRI :</b>	90
<b>Efficacy:</b>	98,3 lm/w	<b>R9 :</b>	71
<b>UGR:</b>	16	<b>MacAdam:</b>	3
<b>Type:</b>	COB	<b>Power Supply:</b>	220-240V 50/60Hz
<b>LED Lifetime:</b>	72.000 L80 B10 (Ta=25°C)	<b>Gear:</b>	Electronic
<b>Power:</b>	8,4W		

*Light output tolerance +/- 10%*



**CUSTOM MADE OPTIONS:**



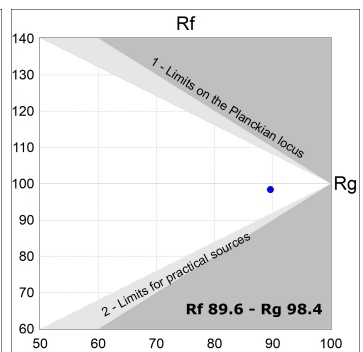
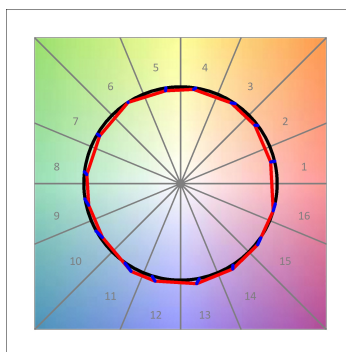
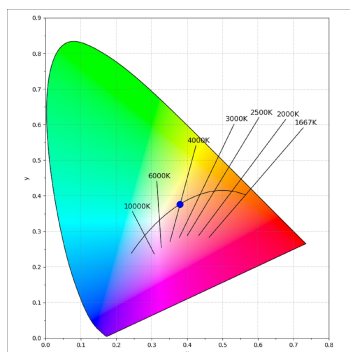
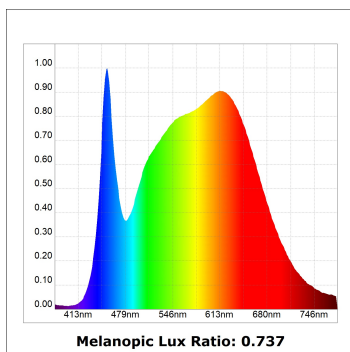
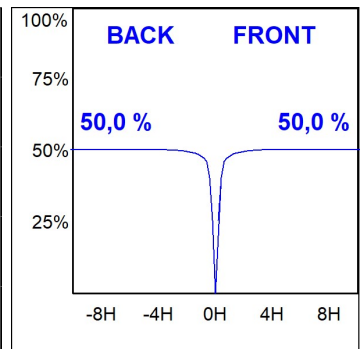
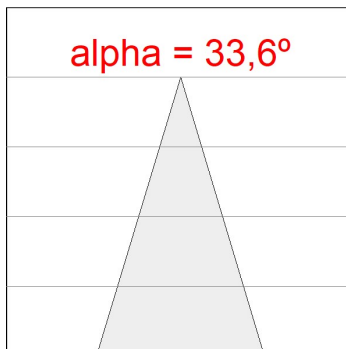
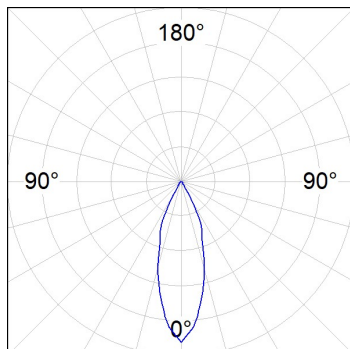
# KOMBIC 70 SURFACE

K71SF1520RF940NBB

KOMBIC 70 SF 1500 IP23 9NW RF FL B/B

**PHOTOMETRIC DATA :**

K71SF1520RF940NBB  
 $\eta = 100\%$   
 $I_{max} = 2307 \text{ cd/klm}$   
 UTE: 1,00A  
 CIE: 92 98 100 100 100



**ACCESORIES :**

**Suspension**



**Product code:**  
K71SUADLATBK

**Description:**  
KOMBIC 70 SF ADAPT. LATERAL CABLE BK



**Product code:**  
K71SUADLATWH

**Description:**  
KOMBIC 70 SF ADAPT. LATERAL CABLE WH



**Product code:**  
K71SUCAWI2000DBK  
K71SUCAWI2000NBK

**Description:**  
KOMBIC 70 SF ACC. ELEC 5P SUSP 2M BK  
KOMBIC 70 SF ACC. ELEC 3P SUSP 2M BK



**Product code:**  
K71SUCAWI2000DWH  
K71SUCAWI2000NWH

**Description:**  
KOMBIC 70 SF ACC. ELEC 5P SUSP 2M WH  
KOMBIC 70 SF ACC. ELEC 3P SUSP 2M WH