

K11SF2523RF840NWB

- **KOMBIC 100 SF 2500 IP23 NW RF FL WH/BK**

Description:

Finition: Blanc mat RAL 9010

Poids: 680 g

Installation: Surface

SPÉCIFICATIONS TECHNIQUES:

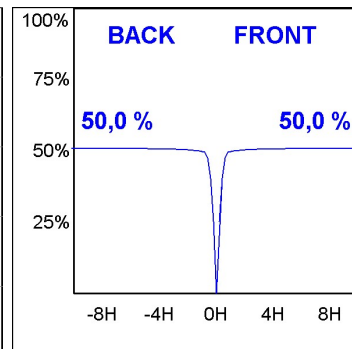
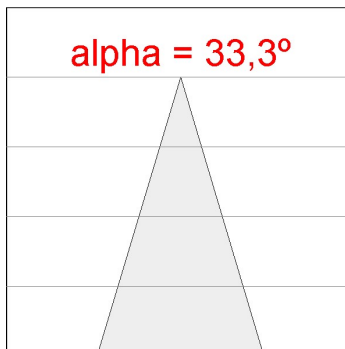
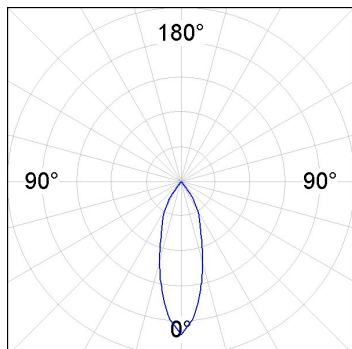
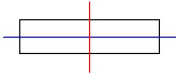
Flux lumineux:	2.318 lm	°K :	4000
Plum:	21,6W	IRC :	80
Efficacité:	107,3 lm/w	R9 :	80
UGR:	<19	MacAdam:	3
Type:	COB	Alimentation:	220-240V 50/60Hz
Durée de vie LED:	50.000 L70 B10 (Ta=25°C)	Équipement:	Électronique
Puissance:	19W		

Tolérance de flux lumineux +/- 10%



DONNÉES PHOTOMÉTRIQUES :

K11SF2523RF840NWB
 $\eta = 100\%$
 $I_{max} = 2200 \text{ cd/klm}$
UTE:
CIE: 98 99 100 100 100



ACCESSOIRES :

Suspension



Code produit:
K11SUADLATBK

Description:
KOMBIC 100 SF ADAPT. LATERAL CABLE BK



Code produit:
K11SUADLATWH

Description:
KOMBIC 100 SF ADAPT. LATERAL CABLE WH