

**K11SF2523RF830NMB**

- **KOMBIC 100 SF 2500 IP23 WW RF FL MA/BK**

---

**Description:**

**Finition:** polycarbonate métallisé mate

**Poids:** 680 g

---

**Installation:** Surface

---

**SPÉCIFICATIONS TECHNIQUES:**

<b>Flux lumineux:</b>	2.208 lm	<b>°K :</b>	3000
<b>Plum:</b>	21,6W	<b>IRC :</b>	80
<b>Efficacité:</b>	96,3 lm/w	<b>R9 :</b>	80
<b>UGR:</b>	<19	<b>MacAdam:</b>	3
<b>Type:</b>	COB	<b>Alimentation:</b>	220-240V 50/60Hz
<b>Durée de vie LED:</b>	50.000 L70 B10 (Ta=25°C)	<b>Équipement:</b>	Électronique
<b>Puissance:</b>	19W		

*Tolérance de flux lumineux +/- 10%*

---

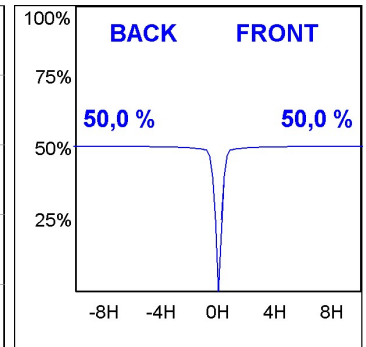
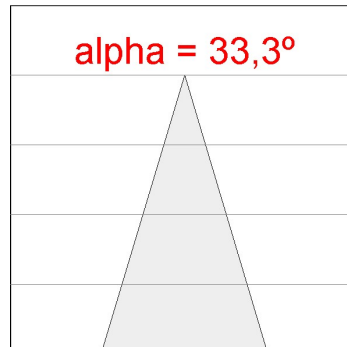
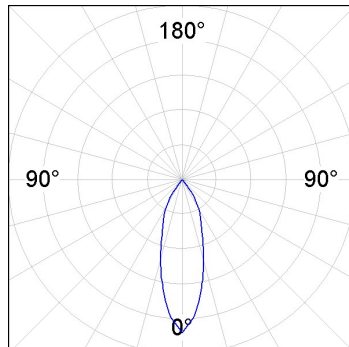



**K11SF2523RF830NMB**

**KOMBIC 100 SF 2500 IP23 WW RF FL MA/BK**

**DONNÉES PHOTOMÉTRIQUES :**

K11SF2523RF830NMB  
 $\eta = 100\%$   
 $I_{max} = 2200 \text{ cd/klm}$   
UTE:  
CIE: 98 99 100 100 100



---

**ACCESSOIRES :**

**Suspension**



**Code produit:**

K11SUADLATBK

**Description:**

KOMBIC 100 SF ADAPT. LATERAL CABLE BK