

**K11SF2023RW940NWB**

- **KOMBIC 100 SF 2000 IP23 9NW RF WFL WH/BK**

---

**Description:**

**Finition:** Blanc mat RAL 9010

**Poids:** 502 g

---

**Installation:** Surface

---

**SPÉCIFICATIONS TECHNIQUES:**

|                          |                          |                      |                  |
|--------------------------|--------------------------|----------------------|------------------|
| <b>Flux lumineux:</b>    | 1.902 lm                 | <b>°K :</b>          | 4000             |
| <b>Plum:</b>             | 21,6W                    | <b>IRC :</b>         | 90               |
| <b>Efficacité:</b>       | 88 lm/w                  | <b>R9 :</b>          | 65               |
| <b>Type:</b>             | COB                      | <b>MacAdam:</b>      | 3                |
| <b>Durée de vie LED:</b> | 50.000 L70 B10 (Ta=25°C) | <b>Alimentation:</b> | 220-240V 50/60Hz |
| <b>Puissance:</b>        | 13W                      | <b>Équipement:</b>   | Électronique     |

*Tolérance de flux lumineux +/- 10%*

---


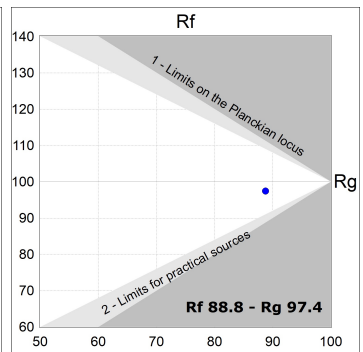
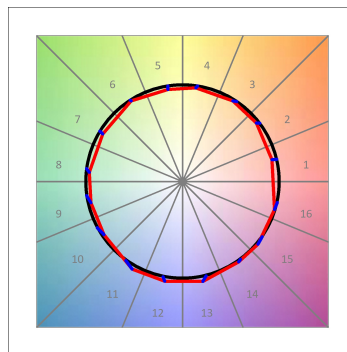
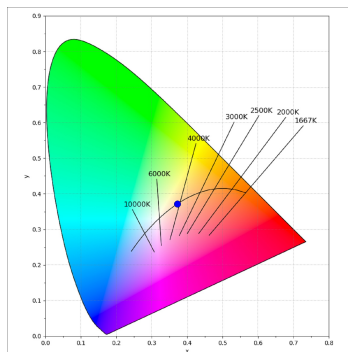
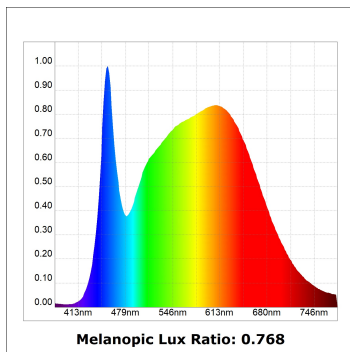
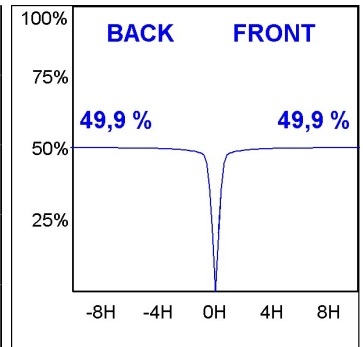
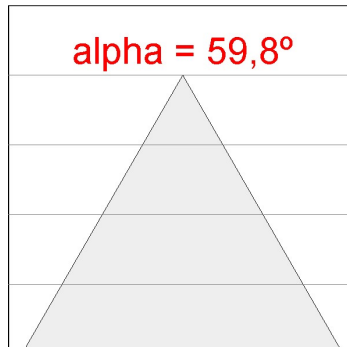
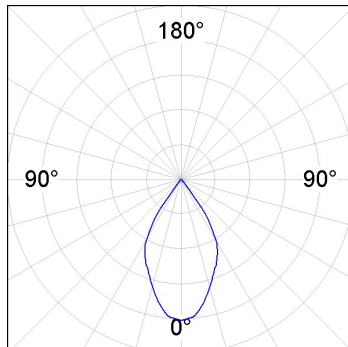


**K11SF2023RW940NWB**

**KOMBIC 100 SF 2000 IP23 9NW RF WFL WH/BK**

**DONNÉES PHOTOMÉTRIQUES :**

K11SF2023RW940NWB  
 $\eta = 100\%$   
 $I_{max} = 1215 \text{ cd/klm}$   
 UTE: 1,00A  
 CIE: 94 97 99 100 100

**ACCESSOIRES :**

**Suspension**



**Code produit:**  
K11SUADLATBK

**Description:**  
KOMBIC 100 SF ADAPT. LATERAL CABLE BK



**Code produit:**  
K11SUADLATWH

**Description:**  
KOMBIC 100 SF ADAPT. LATERAL CABLE WH