

K11SF2023RW940DMB

- KOM 100 SF 2000 IP23 9NW RF WFL DA MA/BK

---

**Description:**

**Finish:** Matte black RAL 9011

**Weight:** 712 g

---

**Installation:** Recessed

---

**TECHNICAL SPECIFICATIONS:**

|                      |                          |                      |                  |
|----------------------|--------------------------|----------------------|------------------|
| <b>Light output:</b> | 1.902 lm                 | <b>°K :</b>          | 4000             |
| <b>Plum:</b>         | 20W                      | <b>CRI :</b>         | 90               |
| <b>Efficacy:</b>     | 95,1 lm/w                | <b>R9 :</b>          | 65               |
| <b>Type:</b>         | COB                      | <b>MacAdam:</b>      | 3                |
| <b>LED Lifetime:</b> | 50.000 L70 B10 (Ta=25°C) | <b>Power Supply:</b> | 220-240V 50/60Hz |
| <b>Power:</b>        | 13W                      | <b>Gear:</b>         | Adjustable DALI  |

*Light output tolerance +/- 10%*

---



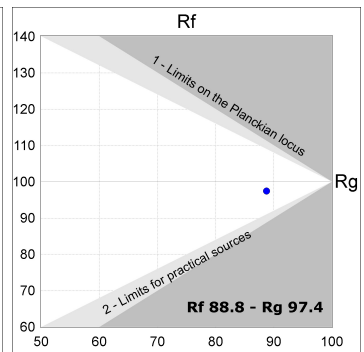
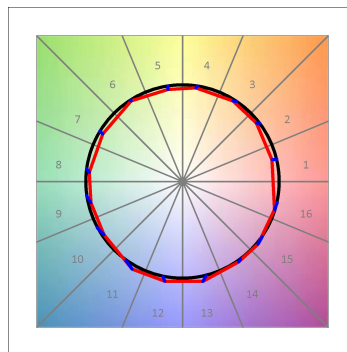
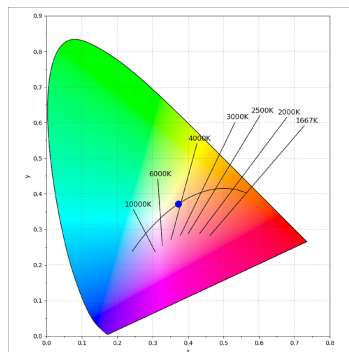
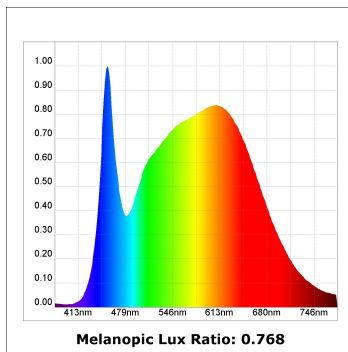
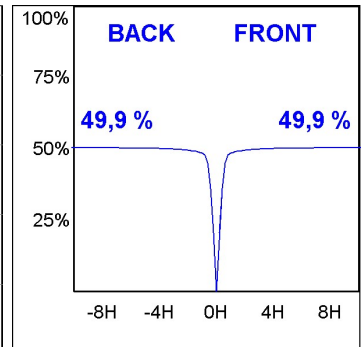
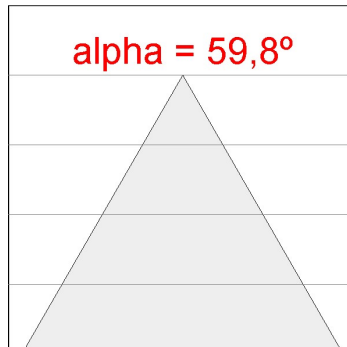
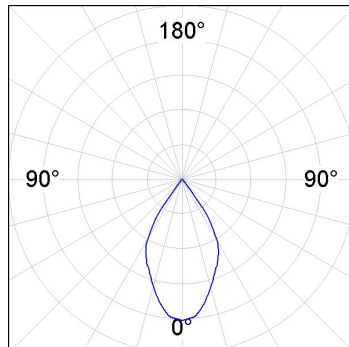
# KOMBIC 100 SURFACE

K11SF2023RW940DMB

KOM 100 SF 2000 IP23 9NW RF WFL DA MA/BK

**PHOTOMETRIC DATA :**

K11SF2023RW940DMB  
 $\eta = 100\%$   
 $I_{max} = 1215 \text{ cd/klm}$   
 UTE: 1,00A  
 CIE: 94 97 99 100 100



**ACCESORIES :**

**Suspension**



**Product code:**  
K11SUADLATBK

**Description:**  
KOMBIC 100 SF ADAPT. LATERAL CABLE BK



**Product code:**  
K11SUADLATWH

**Description:**  
KOMBIC 100 SF ADAPT. LATERAL CABLE WH