

K11SF2023RW940DBB

- KOM 100 SF 2000 IP23 9NW RF WFL DA BK/BK



Description:

Finition: Noir mat RAL 9011

Poids: 712 g

Installation: Encastré

SPÉCIFICATIONS TECHNIQUES:

Flux lumineux:	1.744 lm	°K :	4000
Plum:	20W	IRC :	90
Efficacité:	87,2 lm/w	R9 :	65
Type:	COB	MacAdam:	3
Durée de vie LED:	50.000 L70 B10 (Ta=25°C)	Alimentation:	220-240V 50/60Hz
Puissance:	13W	Équipement:	Réglable DALI

Tolérance de flux lumineux +/- 10%


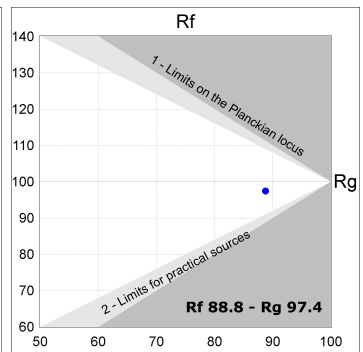
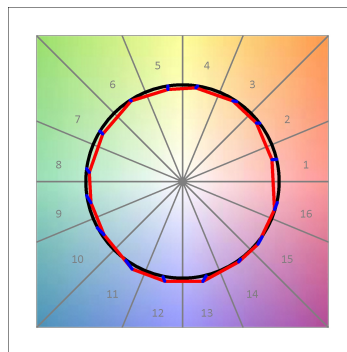
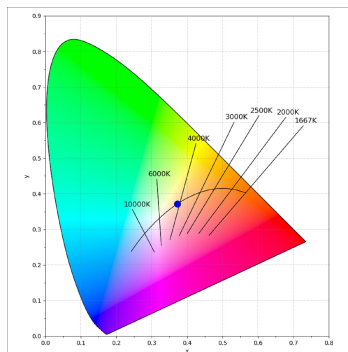
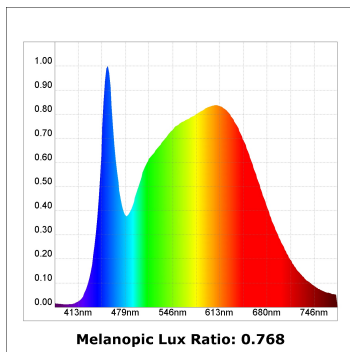
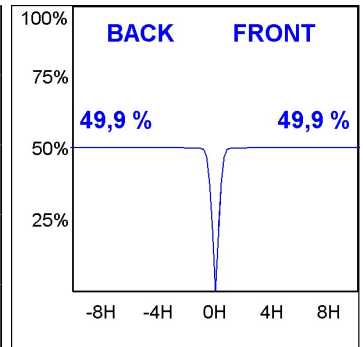
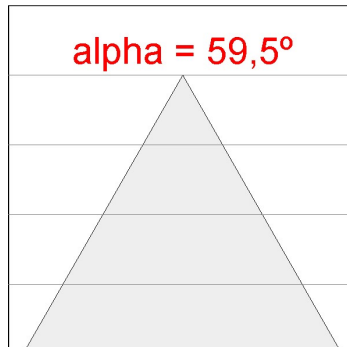
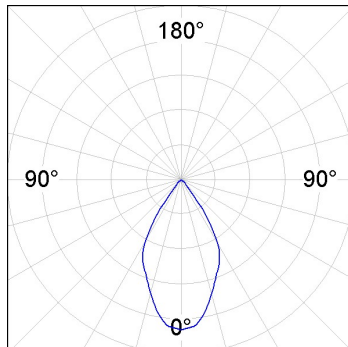


K11SF2023RW940DBB

KOM 100 SF 2000 IP23 9NW RF WFL DA BK/BK

DONNÉES PHOTOMÉTRIQUES :

K11SF2023RW940DBB
 $\eta = 100\%$
 $I_{max} = 1293 \text{ cd/klm}$
 UTE:
 CIE: 99 100 100 100 100

ACCESSOIRES :

Suspension



Code produit:
K11SUADLATBK

Description:
KOMBIC 100 SF ADAPT. LATERAL CABLE BK



Code produit:
K11SUADLATWH

Description:
KOMBIC 100 SF ADAPT. LATERAL CABLE WH