

K11SF2023RW930NMB

- **KOMBIC 100 SF 2000 IP23 9WW RF WFL MA/BK**

Description:

Finition: polycarbonate métallisé mate

Poids: 502 g

Installation: Surface

SPÉCIFICATIONS TECHNIQUES:

Flux lumineux:	1.784 lm	°K :	3000
Plum:	21,6W	IRC :	90
Efficacité:	82,5 lm/w	R9 :	53
Type:	COB	MacAdam:	3
Durée de vie LED:	50.000 L70 B10 (Ta=25°C)	Alimentation:	220-240V 50/60Hz
Puissance:	13W	Équipement:	Électronique

Tolérance de flux lumineux +/- 10%


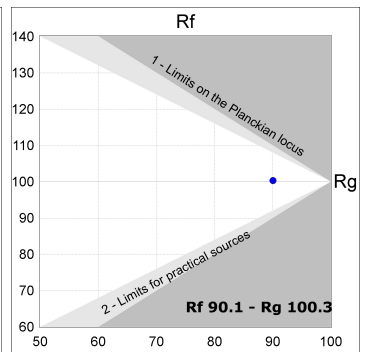
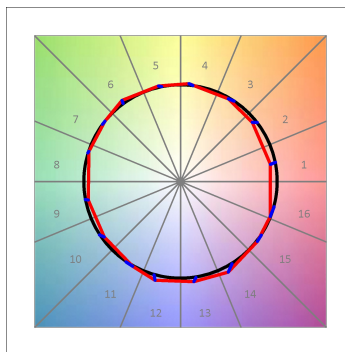
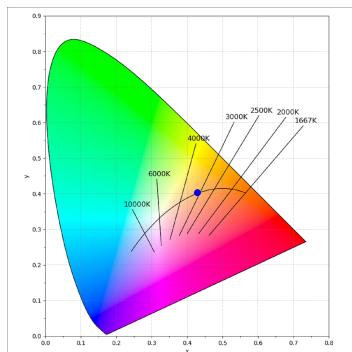
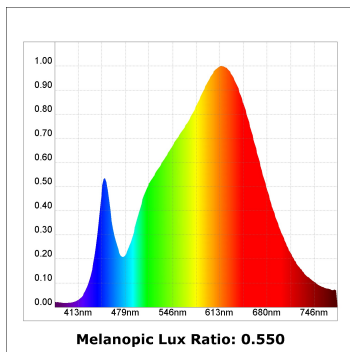
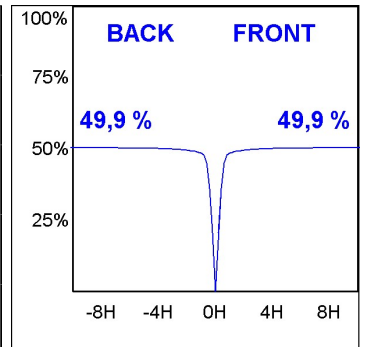
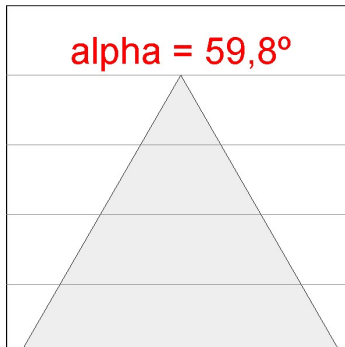
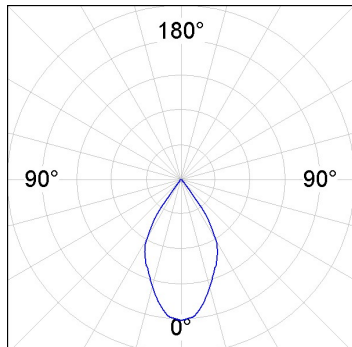


K11SF2023RW930NMB

KOMBIC 100 SF 2000 IP23 9WW RF WFL MA/BK

DONNÉES PHOTOMÉTRIQUES :

K11SF2023RW930NMB
 $\eta = 100\%$
 $I_{max} = 1215 \text{ cd/klm}$
 UTE: 1,00A
 CIE: 94 97 99 100 100

ACCESSOIRES :

Suspension



Code produit:
K11SUADLATBK

Description:
KOMBIC 100 SF ADAPT. LATERAL CABLE BK



Code produit:
K11SUADLATWH

Description:
KOMBIC 100 SF ADAPT. LATERAL CABLE WH