

K11SF2023RW927DWW

- KOM 100 SF 2000 IP23 9VWW RF WFL DA W/W



Description:

Finition: Blanc signalisation Mat RAL 9016

Poids: 712 g

Installation: Surface

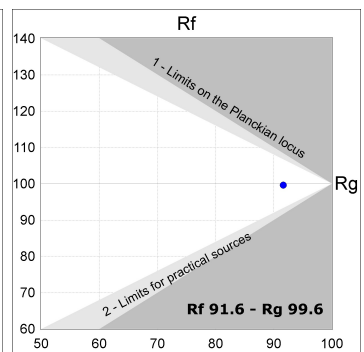
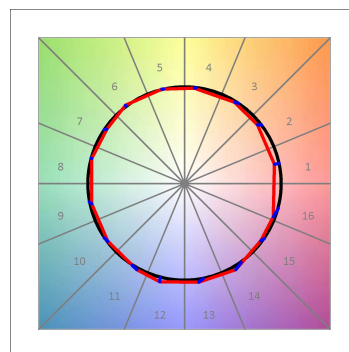
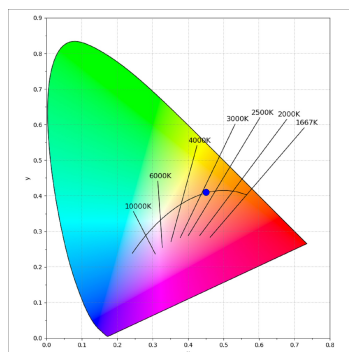
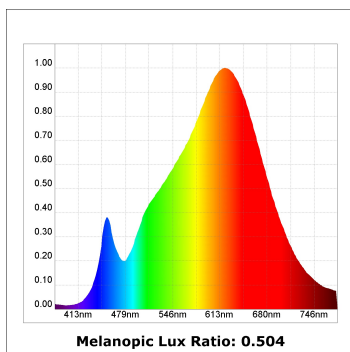
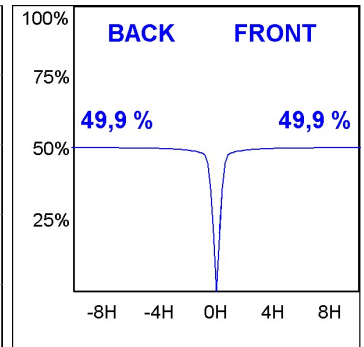
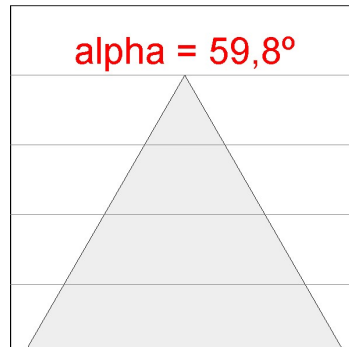
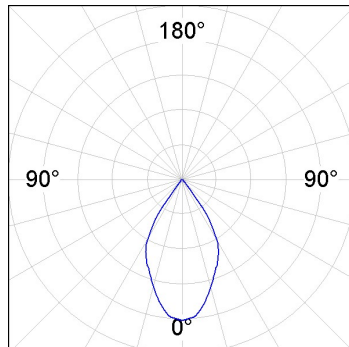
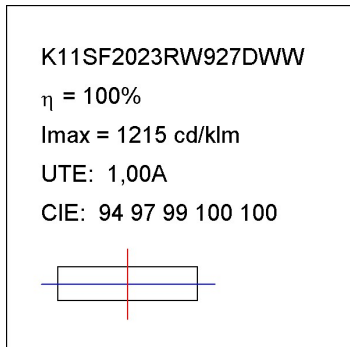
SPÉCIFICATIONS TECHNIQUES:

Flux lumineux:	1.710 lm	°K :	2700
Plum:	20W	IRC :	90
Efficacité:	85,4 lm/w	R9 :	58
Type:	COB	MacAdam:	3
Durée de vie LED:	50.000 L70 B10 (Ta=25°C)	Alimentation:	220-240V 50/60Hz
Puissance:	19W	Équipement:	Réglable DALI

Tolérance de flux lumineux +/- 10%



DONNÉES PHOTOMÉTRIQUES :



ACCESSOIRES :

Suspension



Code produit:
K11SUADLATBK

Description:
KOMBIC 100 SF ADAPT. LATERAL CABLE BK



Code produit:
K11SUADLATWH

Description:
KOMBIC 100 SF ADAPT. LATERAL CABLE WH