

KOMBIC 100 SURFACE

K11SF2023RW927DMB

- KOM 100 SF 2000 IP23 9VWW RF WFL DA M/B

Description:

Finish: Matte black RAL 9011

Weight: 712 g

Installation: Recessed

TECHNICAL SPECIFICATIONS:

Light output:	1.710 lm	°K :	2700
Plum:	20W	CRI :	90
Efficacy:	85,4 lm/w	R9 :	58
Type:	COB	MacAdam:	3
LED Lifetime:	50.000 L70 B10 (Ta=25°C)	Power Supply:	220-240V 50/60Hz
Power:	13W	Gear:	Adjustable DALI

Light output tolerance +/- 10%



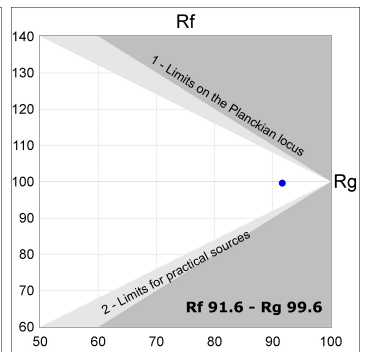
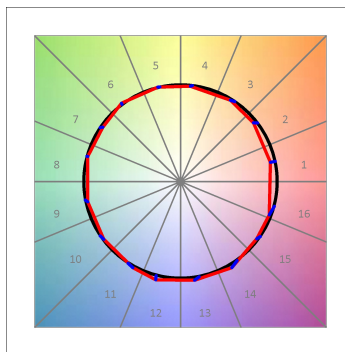
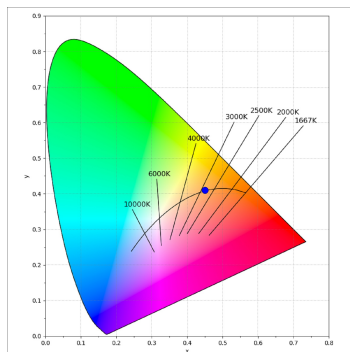
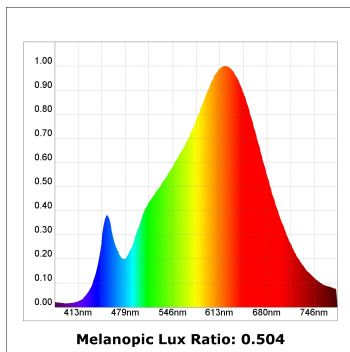
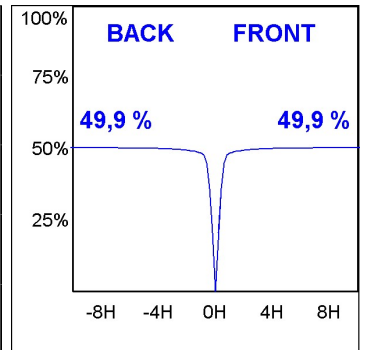
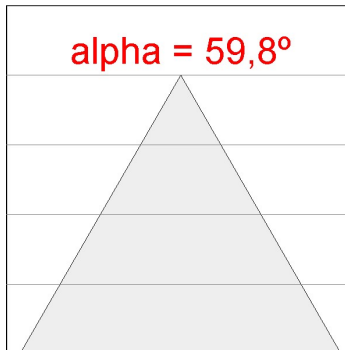
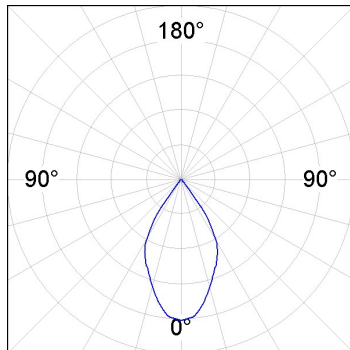
KOMBIC 100 SURFACE

K11SF2023RW927DMB

KOM 100 SF 2000 IP23 9VWW RF WFL DA M/B

PHOTOMETRIC DATA :

K11SF2023RW927DMB
 $\eta = 100\%$
 $I_{max} = 1215 \text{ cd/klm}$
 UTE: 1,00A
 CIE: 94 97 99 100 100



ACCESORIES :

Suspension



Product code:
K11SUADLATBK

Description:
KOMBIC 100 SF ADAPT. LATERAL CABLE BK



Product code:
K11SUADLATWH

Description:
KOMBIC 100 SF ADAPT. LATERAL CABLE WH