

K11SF2023RW830NMB

- KOMBIC 100 SF 2000 IP23 WW RF WFL MA/BK

Description:

Finish: metalized polycarbonate mate

Weight: 502 g

Installation: Surface

TECHNICAL SPECIFICATIONS:

Light output:	1.538 lm	°K :	3000
Plum:	14,1W	CRI :	80
Efficacy:	109 lm/w	MacAdam:	3
Type:	COB	Power Supply:	220-240V 50/60Hz
LED Lifetime:	50.000 L80 B10 (Ta=25°C)	Gear:	Electronic
Power:	13W		

Light output tolerance +/- 10%



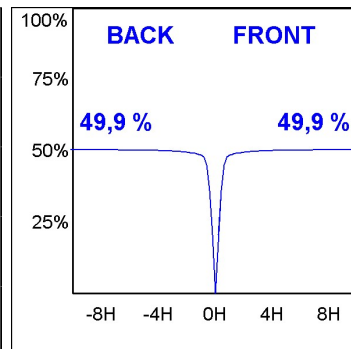
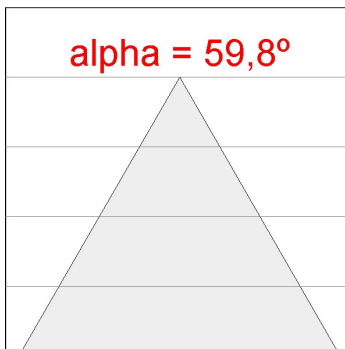
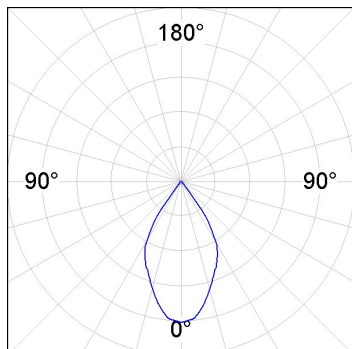
KOMBIC 100 SURFACE

K11SF2023RW830NMB

KOMBIC 100 SF 2000 IP23 WW RF WFL MA/BK

PHOTOMETRIC DATA :

K11SF2023RW830NMB
 $\eta = 100\%$
 $I_{max} = 1215 \text{ cd/klm}$
UTE: 1,00A
CIE: 94 97 99 100 100



ACCESORIES :

Suspension



Product code:
K11SUADLATBK

Description:
KOMBIC 100 SF ADAPT. LATERAL CABLE BK



Product code:
K11SUADLATWH

Description:
KOMBIC 100 SF ADAPT. LATERAL CABLE WH