

K11SF2023RF940NBW

- KOMBIC 100 SF 2000 IP23 9NW RF FL BK/WH

Description:

Finish: Matte black RAL 9011

Weight: 502 g

Installation: Surface

TECHNICAL SPECIFICATIONS:

Light output:	1.903 lm	°K :	4000
Plum:	21,6W	CRI :	90
Efficacy:	100,9 lm/w	R9 :	65
UGR:	<19	MacAdam:	3
Type:	COB	Power Supply:	220-240V 50/60Hz
LED Lifetime:	50.000 L70 B10 (Ta=25°C)	Gear:	Electronic
Power:	13W		

Light output tolerance +/- 10%



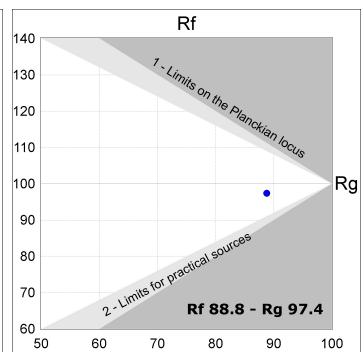
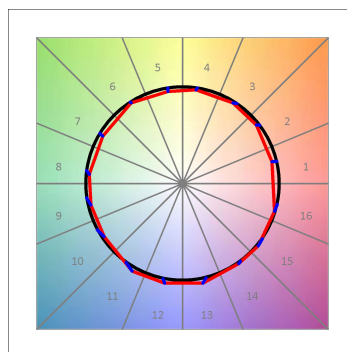
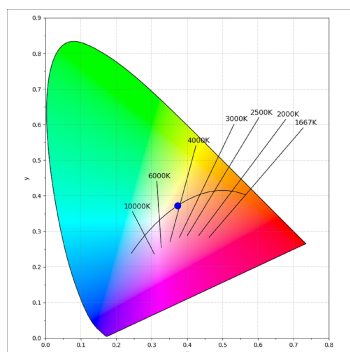
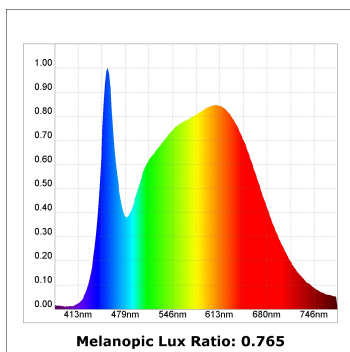
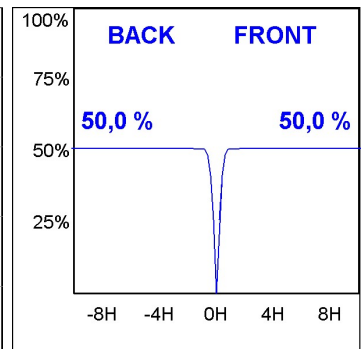
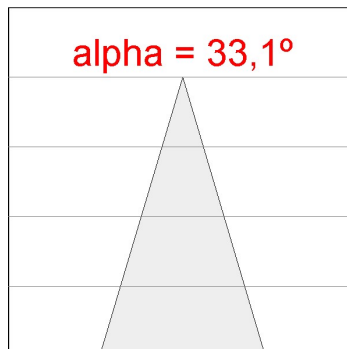
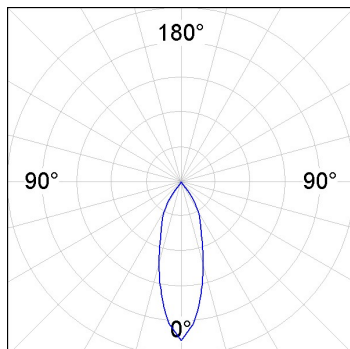
KOMBIC 100 SURFACE

K11SF2023RF940NBW

KOMBIC 100 SF 2000 IP23 9NW RF FL BK/WH

PHOTOMETRIC DATA :

K11SF2023RF940NBW
 $\eta = 100\%$
 $I_{max} = 2279 \text{ cd/klm}$
 UTE:
 CIE: 100 100 100 100 100



ACCESORIES :

Suspension



Product code:
K11SUADLATBK

Description:
KOMBIC 100 SF ADAPT. LATERAL CABLE BK



Product code:
K11SUADLATWH

Description:
KOMBIC 100 SF ADAPT. LATERAL CABLE WH