

K11SF2023RF940DBB

- **KOMBIC 100 SF 2000 IP23 9NW RF FL DA B/B**

Description:

Finition: Noir mat RAL 9011

Poids: 712 g

Installation: Encastré

SPÉCIFICATIONS TECHNIQUES:

Flux lumineux:	1.903 lm	°K :	4000
Plum:	20W	IRC :	90
Efficacité:	87,6 lm/w	R9 :	65
UGR:	<19	MacAdam:	3
Type:	COB	Alimentation:	220-240V 50/60Hz
Durée de vie LED:	50.000 L70 B10 (Ta=25°C)	Équipement:	Réglable DALI
Puissance:	13W		

Tolérance de flux lumineux +/- 10%


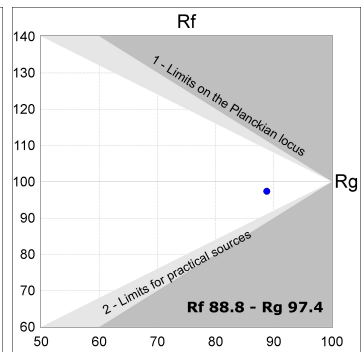
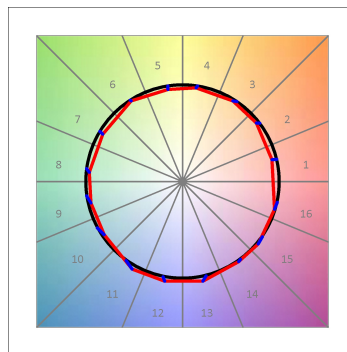
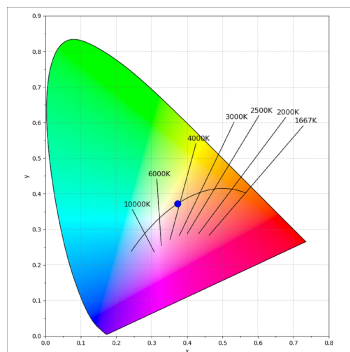
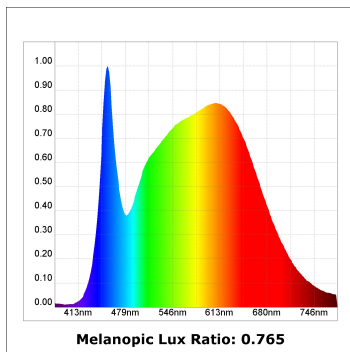
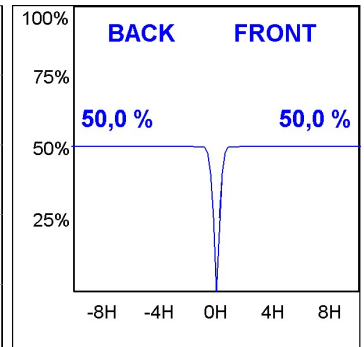
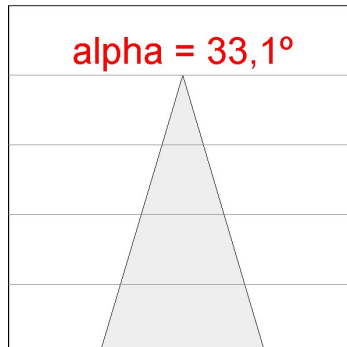
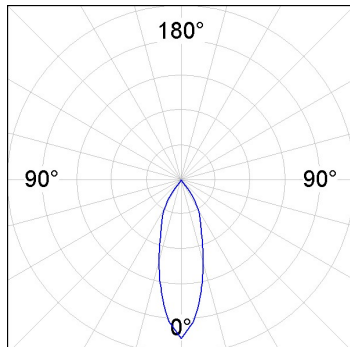


K11SF2023RF940DBB

KOMBIC 100 SF 2000 IP23 9NW RF FL DA B/B

DONNÉES PHOTOMÉTRIQUES :

K11SF2023RF940DBB
 $\eta = 100\%$
 $I_{max} = 2279 \text{ cd/klm}$
 UTE:
 CIE: 100 100 100 100 100

ACCESSOIRES :

Suspension



Code produit:
K11SUADLATBK

Description:
KOMBIC 100 SF ADAPT. LATERAL CABLE BK



Code produit:
K11SUADLATWH

Description:
KOMBIC 100 SF ADAPT. LATERAL CABLE WH