

K11SF2023RF930DWB

- **KOMBIC 100 SF 2000 IP23 9WW RF FL DA W/B**

Description:

Finition: Blanc mat RAL 9010

Poids: 712 g

Installation: Encastré

SPÉCIFICATIONS TECHNIQUES:

Flux lumineux:	1.893 lm	°K :	3000
Plum:	20W	IRC :	90
Efficacité:	94,6 lm/w	MacAdam:	3
UGR:	<19	Alimentation:	220-240V 50/60Hz
Type:	COB	Équipement:	Réglable DALI
Durée de vie LED:	50.000 L70 B10 (Ta=25°C)		
Puissance:	13W		

Tolérance de flux lumineux +/- 10%


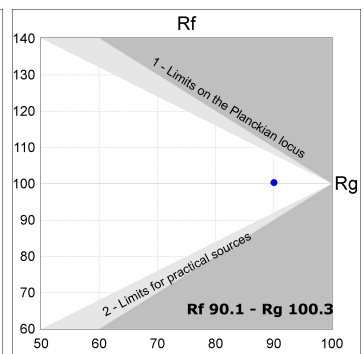
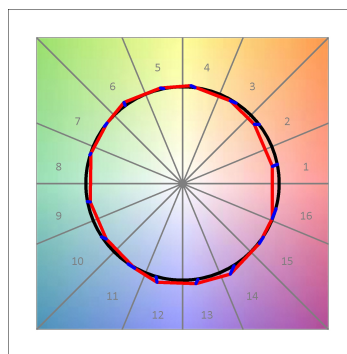
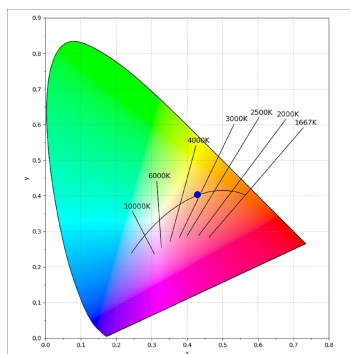
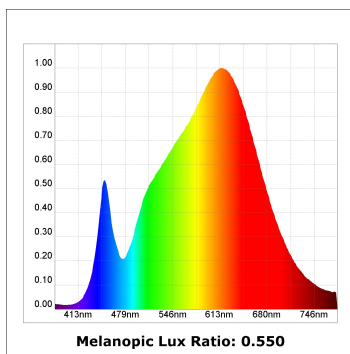
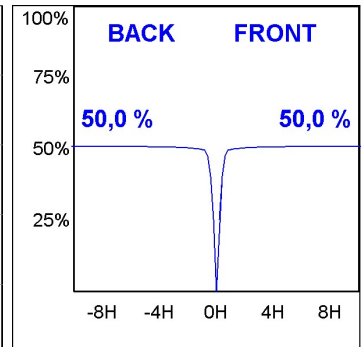
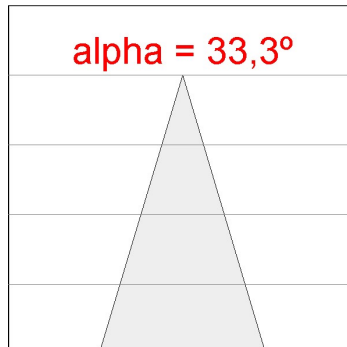
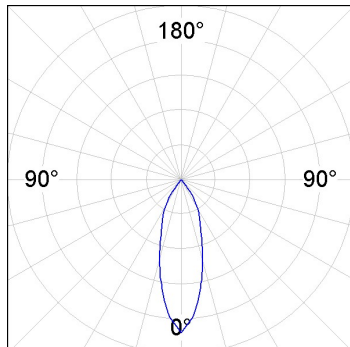


K11SF2023RF930DWB

KOMBIC 100 SF 2000 IP23 9WW RF FL DA W/B

DONNÉES PHOTOMÉTRIQUES :

K11SF2023RF930DWB
 $\eta = 100\%$
 $I_{max} = 2200 \text{ cd/klm}$
 UTE:
 CIE: 98 99 100 100 100

ACCESSOIRES :

Suspension



Code produit:

K11SUADLATBK

Description:

KOMBIC 100 SF ADAPT. LATERAL CABLE BK



Code produit:

K11SUADLATWH

Description:

KOMBIC 100 SF ADAPT. LATERAL CABLE WH