

K11SF2023RF930DMB

- KOMBIC 100 SF 2000 IP23 9WW RF FL DA M/B

---

**Description:**

**Finish:** metalized polycarbonate mate

**Weight:** 712 g

---

**Installation:** Recessed

---

**TECHNICAL SPECIFICATIONS:**

<b>Light output:</b>	1.893 lm	<b>°K :</b>	3000
<b>Plum:</b>	20W	<b>CRI :</b>	90
<b>Efficacy:</b>	89,2 lm/w	<b>MacAdam:</b>	3
<b>UGR:</b>	<19	<b>Power Supply:</b>	220-240V 50/60Hz
<b>Type:</b>	COB	<b>Gear:</b>	Adjustable DALI
<b>LED Lifetime:</b>	50.000 L70 B10 (Ta=25°C)		
<b>Power:</b>	13W		

*Light output tolerance +/- 10%*

---



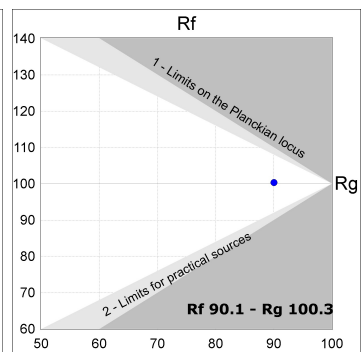
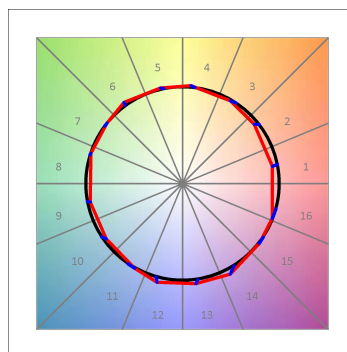
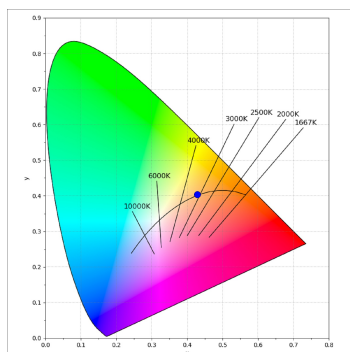
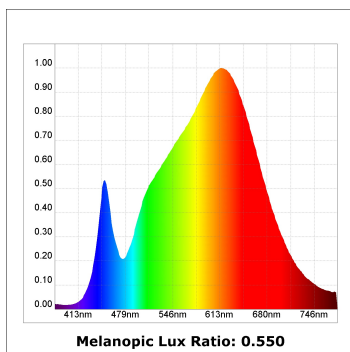
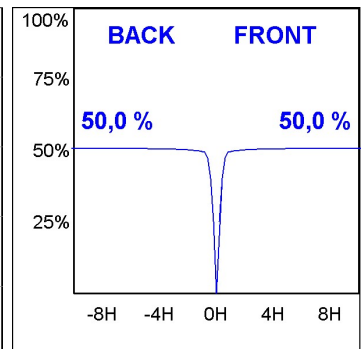
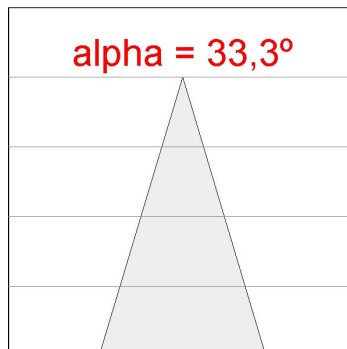
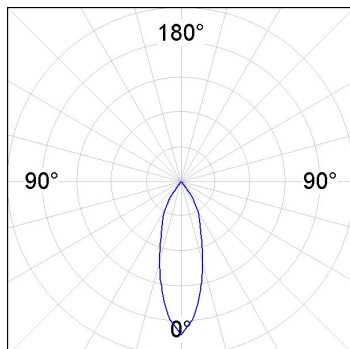
# KOMBIC 100 SURFACE

K11SF2023RF930DMB

KOMBIC 100 SF 2000 IP23 9WW RF FL DA M/B

**PHOTOMETRIC DATA :**

K11SF2023RF930DMB  
 $\eta = 100\%$   
 $I_{max} = 2200 \text{ cd/klm}$   
 UTE:  
 CIE: 98 99 100 100 100



**ACCESORIES :**

**Suspension**



**Product code:**  
K11SUADLATBK

**Description:**  
KOMBIC 100 SF ADAPT. LATERAL CABLE BK



**Product code:**  
K11SUADLATWH

**Description:**  
KOMBIC 100 SF ADAPT. LATERAL CABLE WH