

[K11SF2023RF930DBW](#)

- **KOMBIC 100 SF 2000 IP23 9WW RF FL DA B/W**

---

**Description:**

**Finition:** Noir mat RAL 9011

**Poids:** 712 g

---

**Installation:** Encastré

---

**SPÉCIFICATIONS TECHNIQUES:**

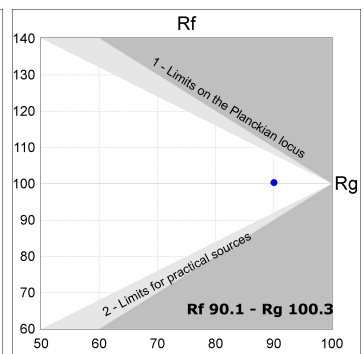
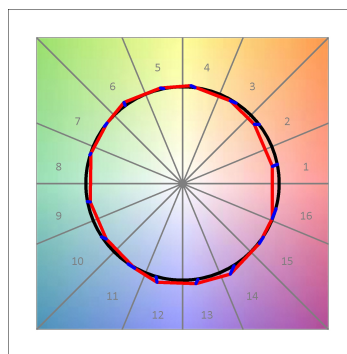
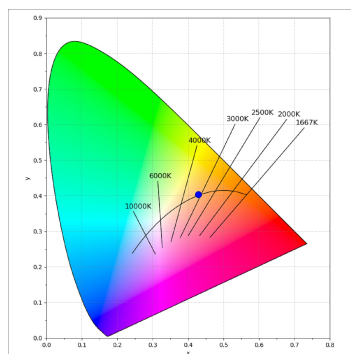
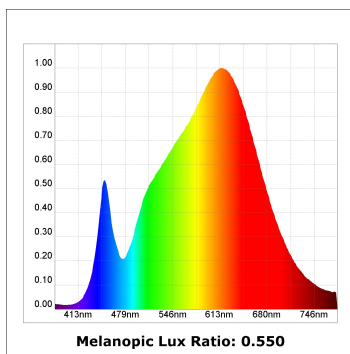
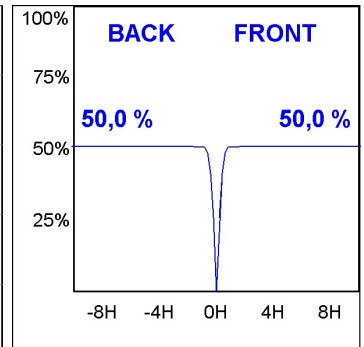
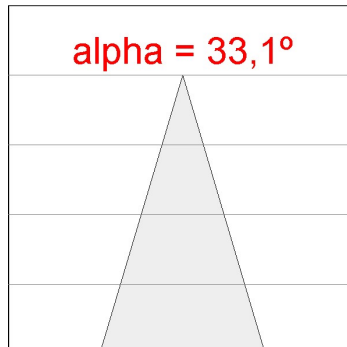
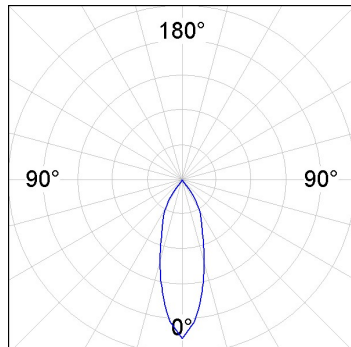
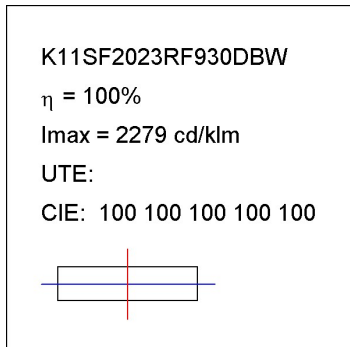
<b>Flux lumineux:</b>	1.785 lm	<b>°K :</b>	3000
<b>Plum:</b>	20W	<b>IRC :</b>	90
<b>Efficacité:</b>	84 lm/w	<b>MacAdam:</b>	3
<b>UGR:</b>	<19	<b>Alimentation:</b>	220-240V 50/60Hz
<b>Type:</b>	COB	<b>Équipement:</b>	Réglable DALI
<b>Durée de vie LED:</b>	50.000 L70 B10 (Ta=25°C)		
<b>Puissance:</b>	13W		

*Tolérance de flux lumineux +/- 10%*

---



**DONNÉES PHOTOMÉTRIQUES :**



---

**ACCESSOIRES :**

**Suspension**



**Code produit:**  
K11SUADLATBK

**Description:**  
KOMBIC 100 SF ADAPT. LATERAL CABLE BK



**Code produit:**  
K11SUADLATWH

**Description:**  
KOMBIC 100 SF ADAPT. LATERAL CABLE WH