

[K11SF2023RF927NBW](#)

- **KOMBIC 100 SF 2000 IP23 9VWW RF FL BK/WH**

Description:

Finition: Noir mat RAL 9011

Poids: 502 g

Installation: Surface

SPÉCIFICATIONS TECHNIQUES:

Flux lumineux:	1.711 lm	°K :	2700
Plum:	21,6W	IRC :	90
Efficacité:	90,7 lm/w	R9 :	58
UGR:	<19	MacAdam:	3
Type:	COB	Alimentation:	220-240V 50/60Hz
Durée de vie LED:	50.000 L70 B10 (Ta=25°C)	Équipement:	Électronique
Puissance:	13W		

Tolérance de flux lumineux +/- 10%


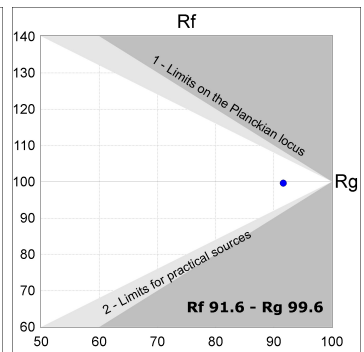
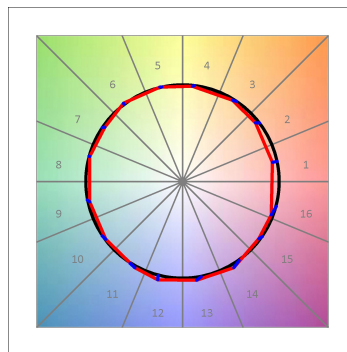
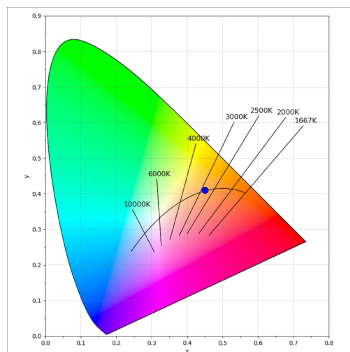
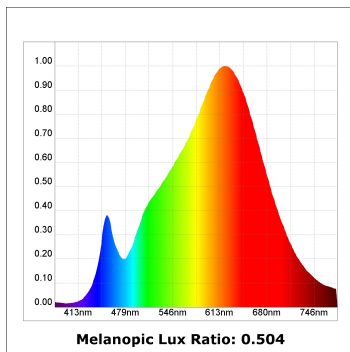
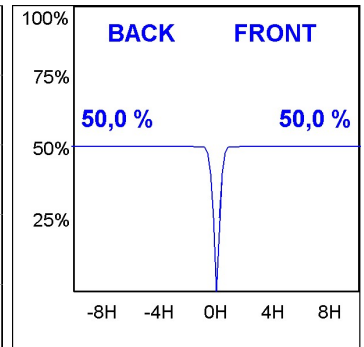
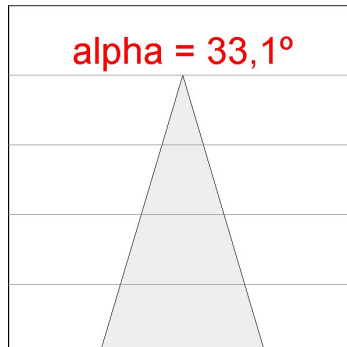
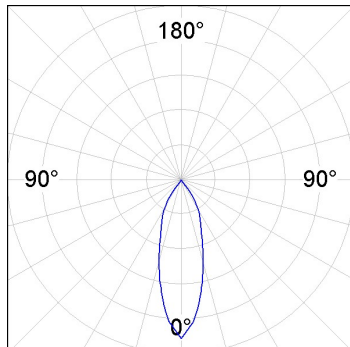


K11SF2023RF927NBW

KOMBIC 100 SF 2000 IP23 9VWW RF FL BK/WH

DONNÉES PHOTOMÉTRIQUES :

K11SF2023RF927NBW
 $\eta = 100\%$
 $I_{max} = 2279 \text{ cd/klm}$
 UTE:
 CIE: 100 100 100 100 100

ACCESSOIRES :

Suspension



Code produit:
K11SUADLATBK

Description:
KOMBIC 100 SF ADAPT. LATERAL CABLE BK



Code produit:
K11SUADLATWH

Description:
KOMBIC 100 SF ADAPT. LATERAL CABLE WH