

K11SF2023RF927DMB

- KOM 100 SF 2000 IP23 9VWW RF FL DA MA/BK

Description:

Finish: Matte black RAL 9011

Weight: 712 g

Installation: Recessed

TECHNICAL SPECIFICATIONS:

Light output:	1.815 lm	°K :	2700
Plum:	20W	CRI :	90
Efficacy:	85,5 lm/w	R9 :	58
UGR:	<19	MacAdam:	3
Type:	COB	Power Supply:	220-240V 50/60Hz
LED Lifetime:	50.000 L70 B10 (Ta=25°C)	Gear:	Adjustable DALI
Power:	13W		

Light output tolerance +/- 10%



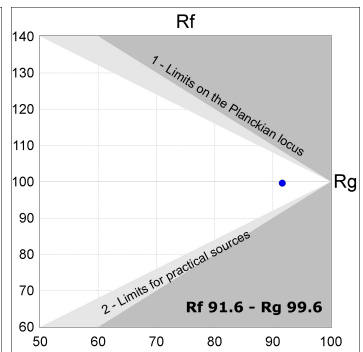
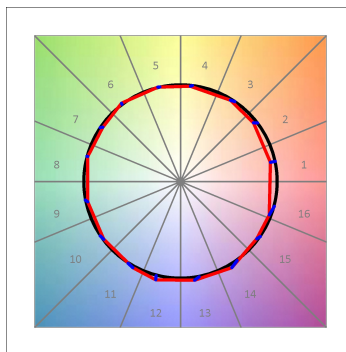
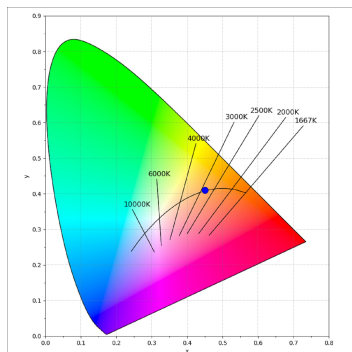
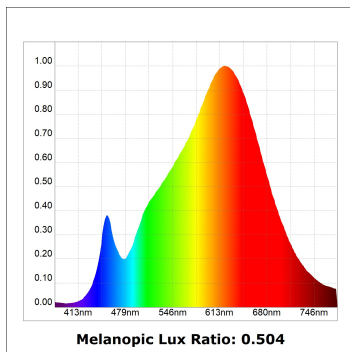
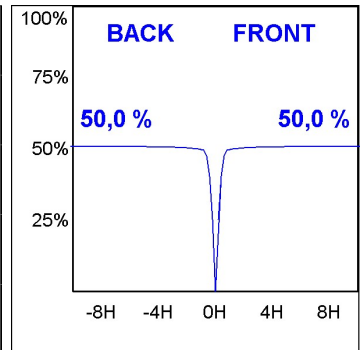
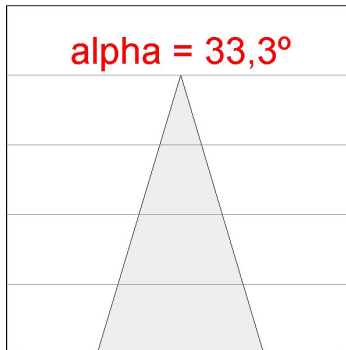
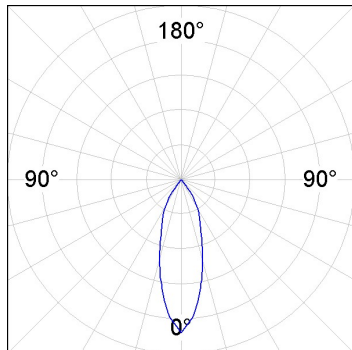
KOMBIC 100 SURFACE

K11SF2023RF927DMB

KOM 100 SF 2000 IP23 9VWW RF FL DA MA/BK

PHOTOMETRIC DATA :

K11SF2023RF927DMB
 $\eta = 100\%$
 $I_{max} = 2200 \text{ cd/klm}$
 UTE:
 CIE: 98 99 100 100 100



ACCESORIES :

Suspension



Product code:
K11SUADLATBK

Description:
KOMBIC 100 SF ADAPT. LATERAL CABLE BK



Product code:
K11SUADLATWH

Description:
KOMBIC 100 SF ADAPT. LATERAL CABLE WH