

K11SF2023RF927DBB

- KOM 100 SF 2000 IP23 9VWW RF FL DA BK/BK

Descripción:

Acabado: Negro mate RAL 9011

Peso: 712 g

Instalación: Empotrado

CARACTERÍSTICAS TÉCNICAS:

Flujo de salida:	1.711 lm	K:	2700
Plum:	20W	IRC:	90
Eficacia:	120 lm/w	R9:	58
UGR:	<19	MacAdam:	3
Fuente de Luz:	COB	Alimentación:	220-240V 50/60Hz
Horas de vida led:	50.000 L70 B10 (Ta=25°C)	Equipo:	Regulable DALI
Pled:	13W		

Tolerancia del flujo de salida +/- 10%


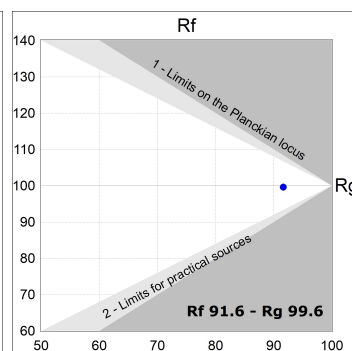
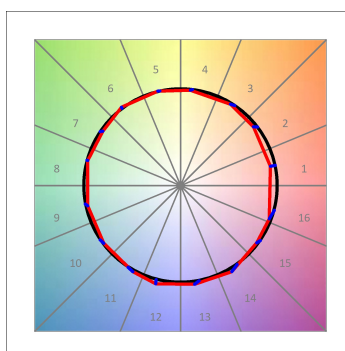
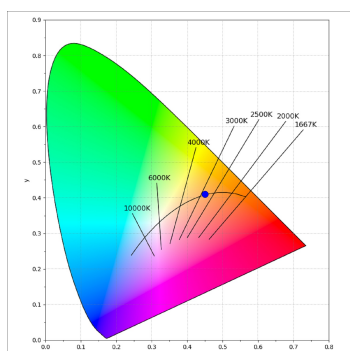
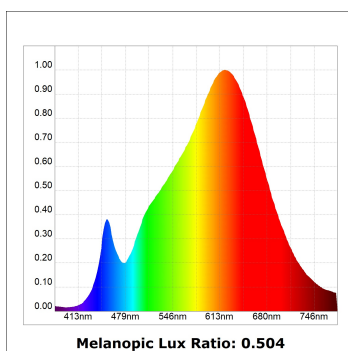
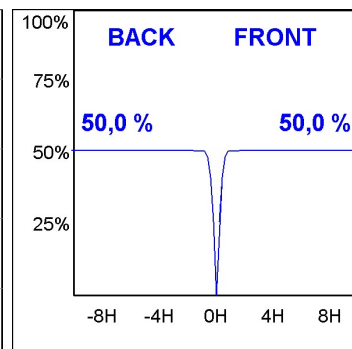
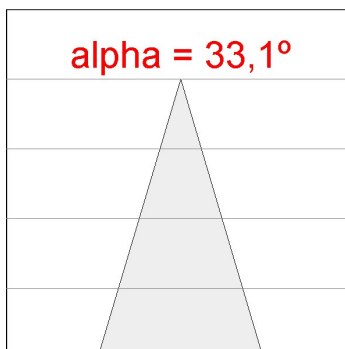
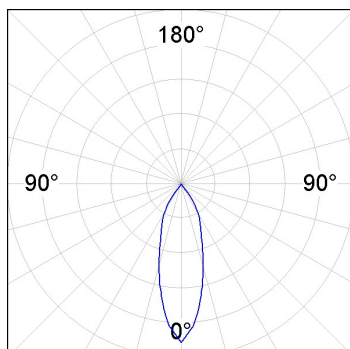


K11SF2023RF927DBB

KOM 100 SF 2000 IP23 9VWW RF FL DA BK/BK

DATOS FOTOMÉTRICOS :

K11SF2023RF927DBB
 $\eta = 100\%$
 $I_{max} = 2279 \text{ cd/klm}$
 UTE:
 CIE: 100 100 100 100 100

ACCESORIOS :

Suspensión



Cód. producto:
K11SUADLATBK

Descripción:
KOMBIC 100 SF ADAPT. LATERAL CABLE BK



Cód. producto:
K11SUADLATWH

Descripción:
KOMBIC 100 SF ADAPT. LATERAL CABLE WH