

KOMBIC 100 SURFACE

K11SF2023RF840DMW

- KOMBIC 100 SF 2000 IP23 NW RF FL DA M/W

Description:

Finish: Matte Traffic white RAL 9016

Weight: 712 g

Installation: Surface

TECHNICAL SPECIFICATIONS:

Light output:	1.692 lm	°K :	4000
Plum:	13,9W	CRI :	80
Efficacy:	121,7 lm/w	R9 :	80
UGR:	<19	MacAdam:	3
Type:	COB	Power Supply:	220-240V 50/60Hz
LED Lifetime:	50.000 L80 B10 (Ta=25°C)	Gear:	Adjustable DALI
Power:	13W		

Light output tolerance +/- 10%



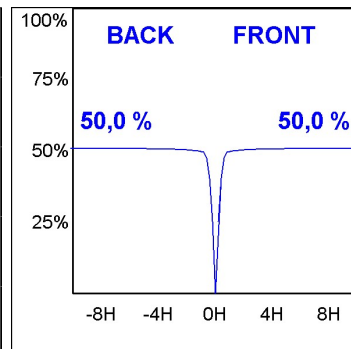
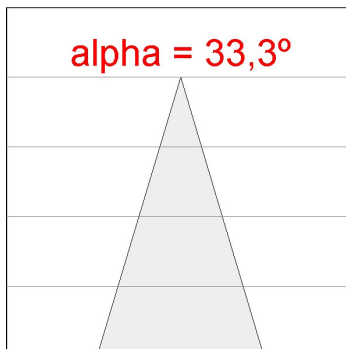
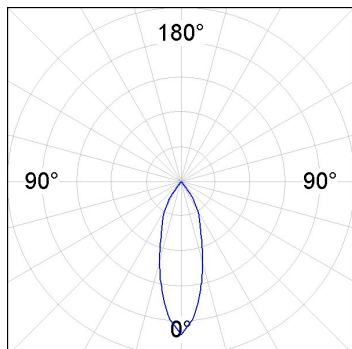
KOMBIC 100 SURFACE

K11SF2023RF840DMW

KOMBIC 100 SF 2000 IP23 NW RF FL DA M/W

PHOTOMETRIC DATA :

K11SF2023RF840DMW
 $\eta = 100\%$
 $I_{max} = 2200 \text{ cd/klm}$
UTE:
CIE: 98 99 100 100 100



ACCESORIES :

Suspension



Product code:
K11SUADLATBK

Description:
KOMBIC 100 SF ADAPT. LATERAL CABLE BK



Product code:
K11SUADLATWH

Description:
KOMBIC 100 SF ADAPT. LATERAL CABLE WH