

K11SF1540OPWB4NRW

- **KOMBIC 100 SF 1200 IP43 WBN OP BR/WH**

Descripción:

Acabado: POLICARBONATO METALIZADO BRILLANTE

CARACTERÍSTICAS TÉCNICAS:

R9: 88

IP
43

EPD

Opciones Personalizables:


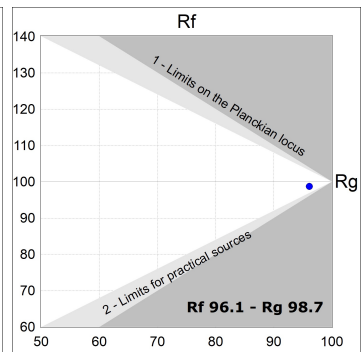
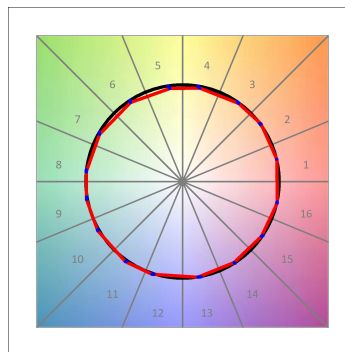
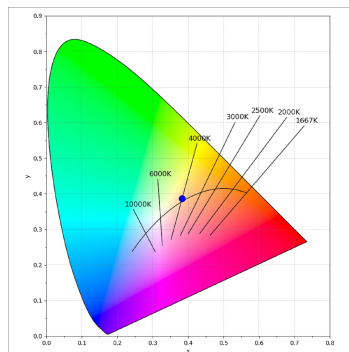
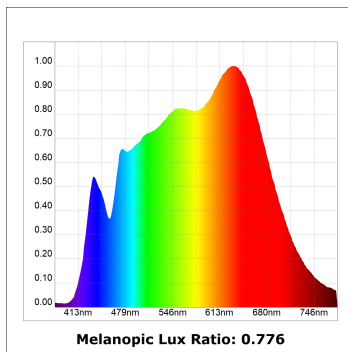
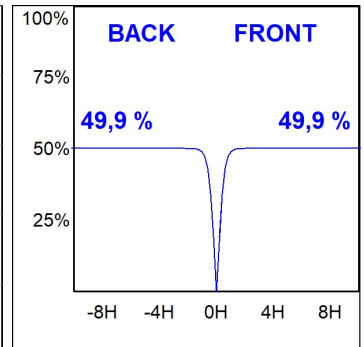
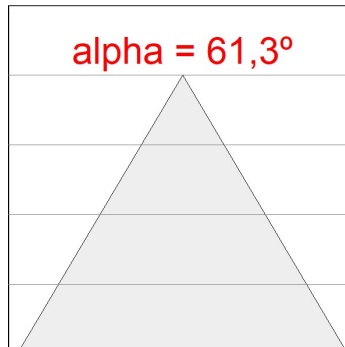
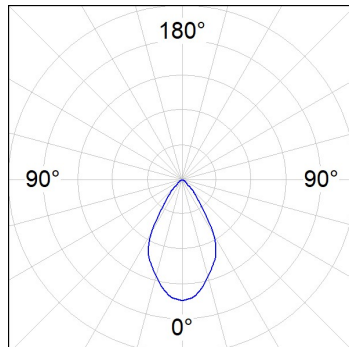


K11SF1540OPWB4NRW

KOMBIC 100 SF 1200 IP43 WBN OP BR/WH

DATOS FOTOMÉTRICOS :

K11SF1540OPWB4NRW
 $\eta = 100\%$
 $I_{max} = 1040 \text{ cd/klm}$
 UTE: 1,00A
 CIE: 89 100 100 100 100

ACCESORIOS :

Suspensión



Cód. producto:
K11SUADLATBK

Descripción:
KOMBIC 100 SF ADAPT. LATERAL CABLE BK



Cód. producto:
K11SUADLATWH

Descripción:
KOMBIC 100 SF ADAPT. LATERAL CABLE WH