

**K11SF1540OPWB4DRB**

- **KOMBIC 100 SF 1200 IP43 WBN OP DA BR/BK**

---

**Descripción:**

**Acabado:** POLICARBONATO METALIZADO BRILLANTE

---

---

**CARACTERÍSTICAS TÉCNICAS:**

**R9:** 88

IP  
43

EPD

**Opciones Personalizables:**


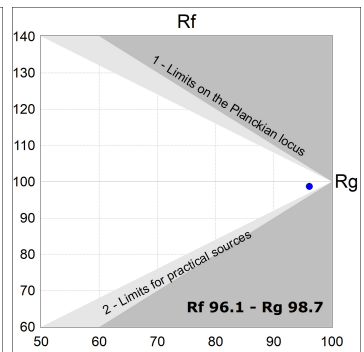
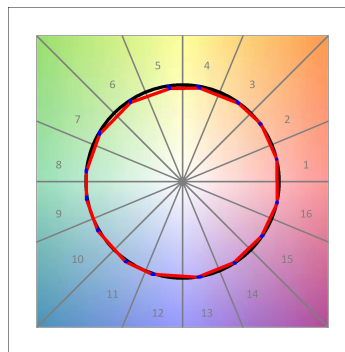
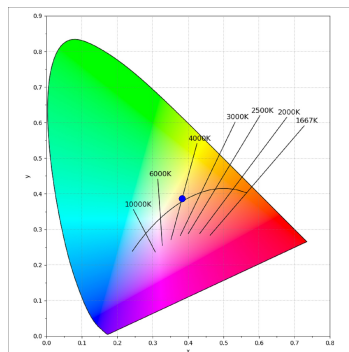
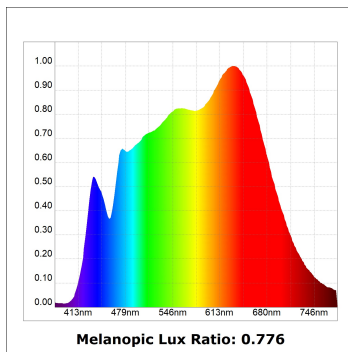
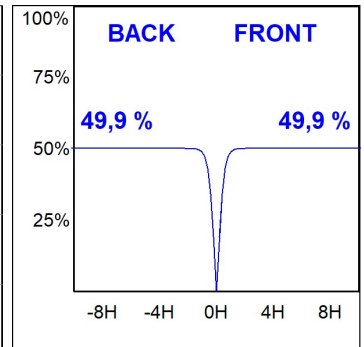
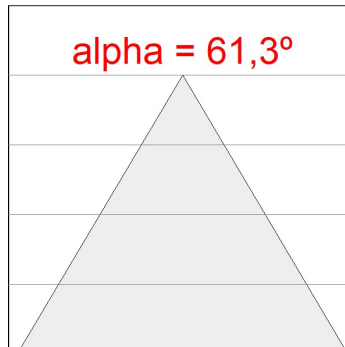
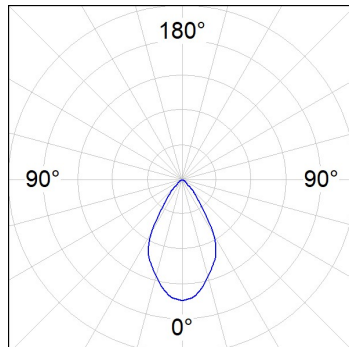


**K11SF1540OPWB4DRB**

**KOMBIC 100 SF 1200 IP43 WBN OP DA BR/BK**

**DATOS FOTOMÉTRICOS :**

K11SF1540OPWB4DRB  
 $\eta = 100\%$   
 $I_{max} = 1040 \text{ cd/klm}$   
 UTE: 1,00A  
 CIE: 89 100 100 100 100

**ACCESORIOS :**

**Suspensión**



**Cód. producto:**  
K11SUADLATBK

**Descripción:**  
KOMBIC 100 SF ADAPT. LATERAL CABLE BK



**Cód. producto:**  
K11SUADLATWH

**Descripción:**  
KOMBIC 100 SF ADAPT. LATERAL CABLE WH