

**K11SF1540OPWB3NMB**

- **KOMBIC 100 SF 1200 IP43 WBW OP MA/BK**

---

**Description:**

**Finition:** polycarbonate métallisé mate

---

---

**SPÉCIFICATIONS TECHNIQUES:**

**R9 :** 84

---

IP  
43

EPD

---

**OPTIONS PERSONNALISABLES:**


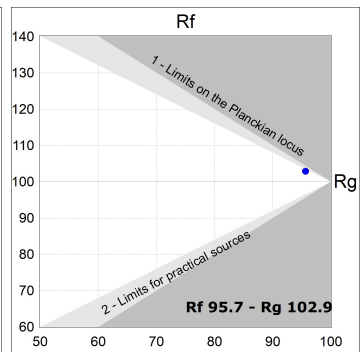
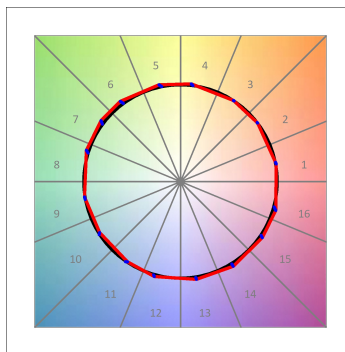
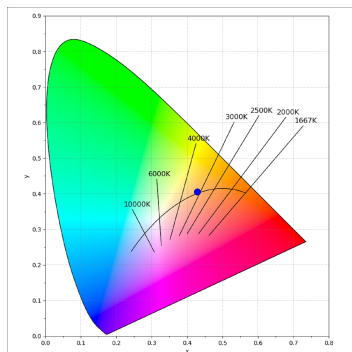
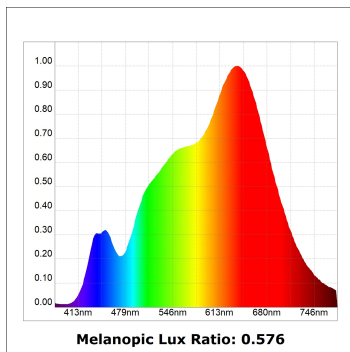
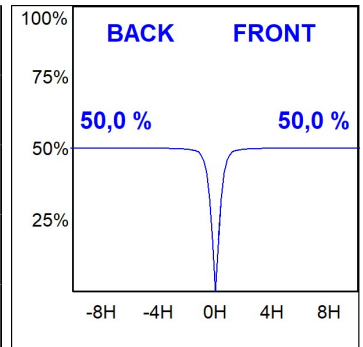
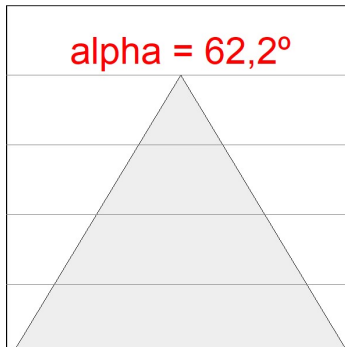
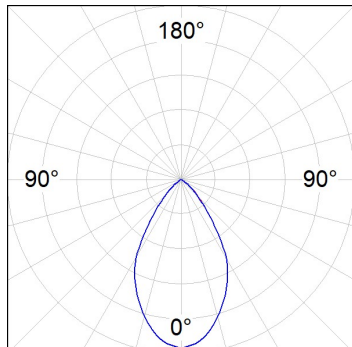


**K11SF1540OPWB3NMB**

**KOMBIC 100 SF 1200 IP43 WBW OP MA/BK**

**DONNÉES PHOTOMÉTRIQUES :**

K11SF1540OPWB3NMB  
 $\eta = 100\%$   
 $I_{max} = 969 \text{ cd/klm}$   
 UTE: 1,00A  
 CIE: 85 99 100 100 100

---

**ACCESSOIRES :**

**Suspension**



**Code produit:**  
K11SUADLATBK

**Description:**  
KOMBIC 100 SF ADAPT. LATERAL CABLE BK



**Code produit:**  
K11SUADLATWH

**Description:**  
KOMBIC 100 SF ADAPT. LATERAL CABLE WH