

K11SF1540OPWB3NMB

- **KOMBIC 100 SF 1200 IP43 WBW OP MA/BK**

Descripción:

Acabado: Policarbonato metalizado mate

CARACTERÍSTICAS TÉCNICAS:

R9: 84

IP
43

EPD

Opciones Personalizables:


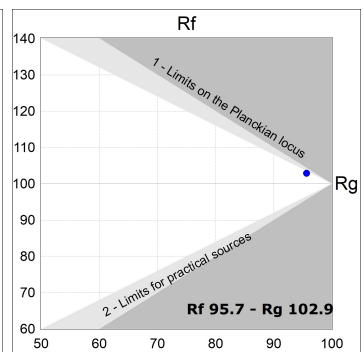
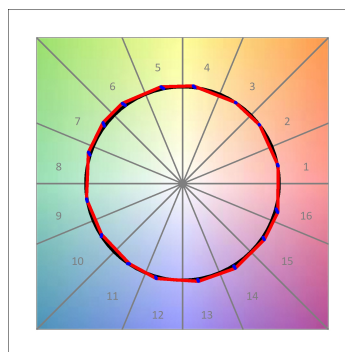
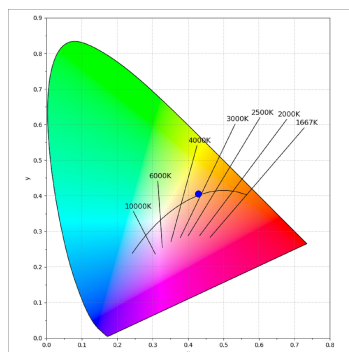
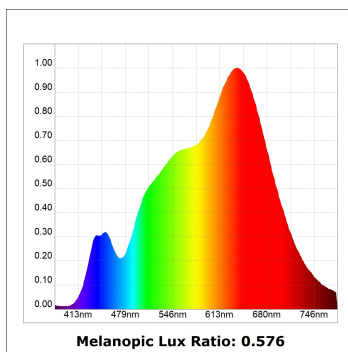
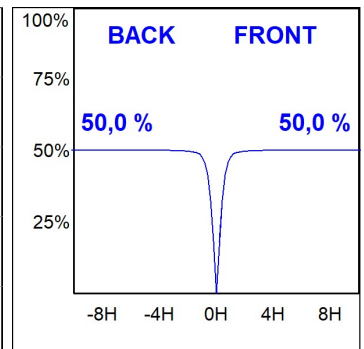
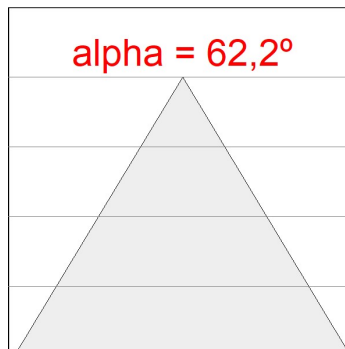
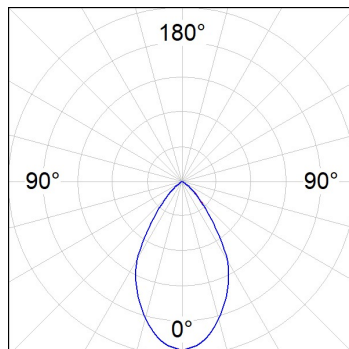


K11SF1540OPWB3NMB

KOMBIC 100 SF 1200 IP43 WBW OP MA/BK

DATOS FOTOMÉTRICOS :

K11SF1540OPWB3NMB
 $\eta = 100\%$
 $I_{max} = 969 \text{ cd/klm}$
 UTE: 1,00A
 CIE: 85 99 100 100 100

ACCESORIOS :

Suspensión



Cód. producto:
K11SUADLATBK

Descripción:
KOMBIC 100 SF ADAPT. LATERAL CABLE BK



Cód. producto:
K11SUADLATWH

Descripción:
KOMBIC 100 SF ADAPT. LATERAL CABLE WH