

[K11SF1523RW930NMW](#)

- **KOMBIC 100 SF 1500 IP23 9WW RF WFL MA/WH**

Description:

Finition: polycarbonate métallisé mate

Poids: 502 g

Installation: Surface

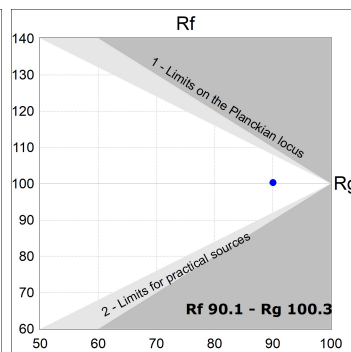
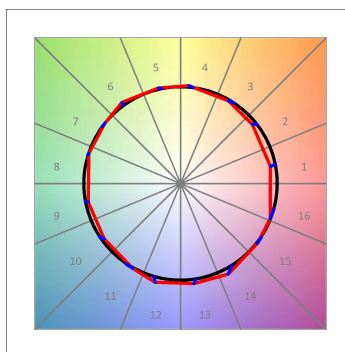
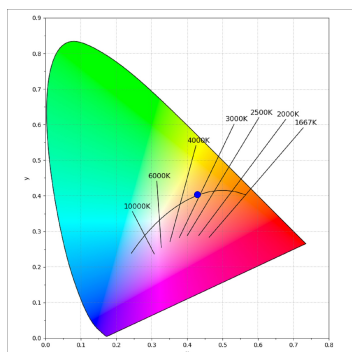
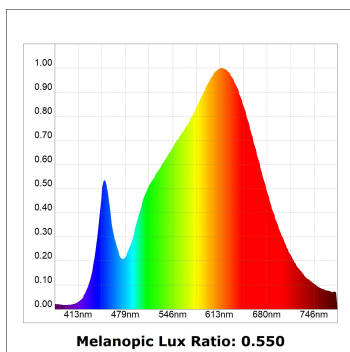
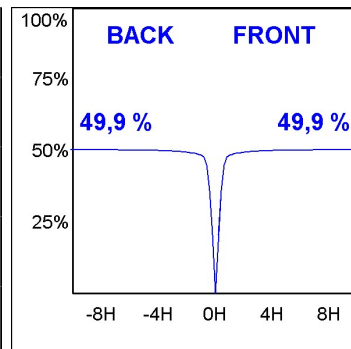
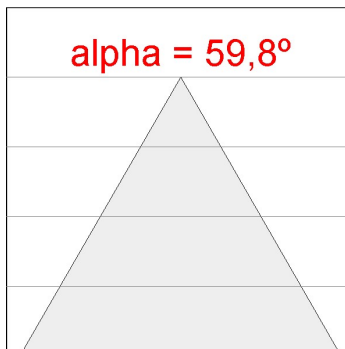
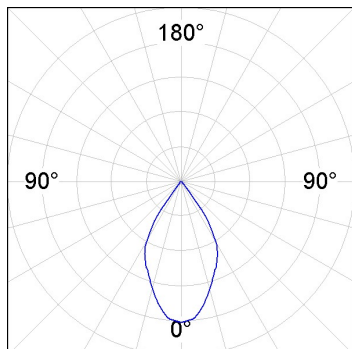
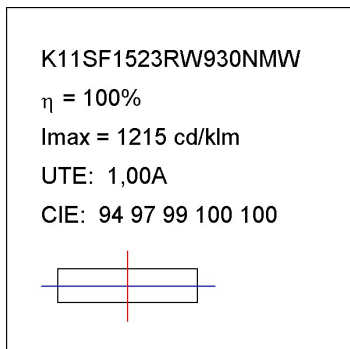
SPÉCIFICATIONS TECHNIQUES:

Flux lumineux:	1.318 lm	°K :	3000
Plum:	14,1W	IRC :	90
Efficacité:	93,5 lm/w	R9 :	53
Type:	COB	MacAdam:	3
Durée de vie LED:	50.000 L80 B10 (Ta=25°C)	Alimentation:	220-240V 50/60Hz
Puissance:	13W	Équipement:	Électronique

Tolérance de flux lumineux +/- 10%



DONNÉES PHOTOMÉTRIQUES :



ACCESSOIRES :

Suspension



Code produit:
K11SUADLATBK

Description:
KOMBIC 100 SF ADAPT. LATERAL CABLE BK



Code produit:
K11SUADLATWH

Description:
KOMBIC 100 SF ADAPT. LATERAL CABLE WH