

[K11SF1523RF930NMW](#)

- **KOMBIC 100 SF 1500 IP23 9WW RF FL MA/WH**

Description:

Finition: polycarbonate métallisé mate

Poids: 502 g

Installation: Surface

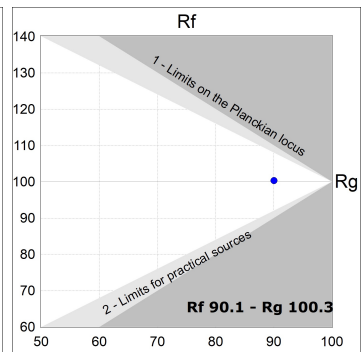
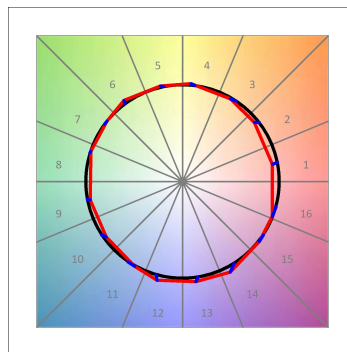
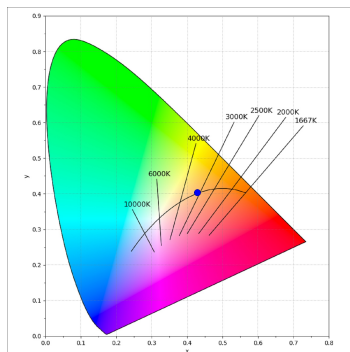
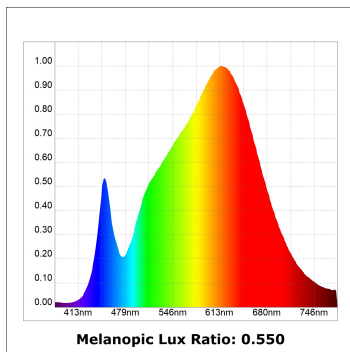
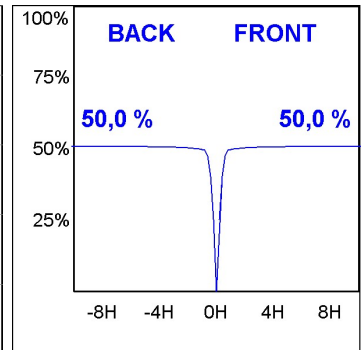
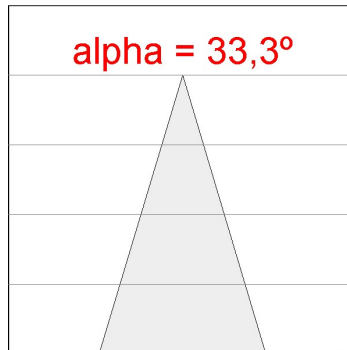
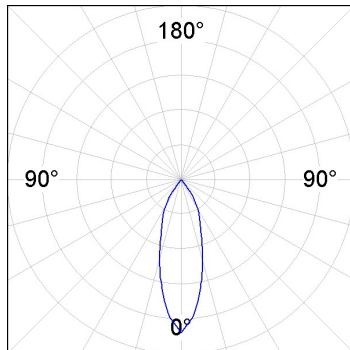
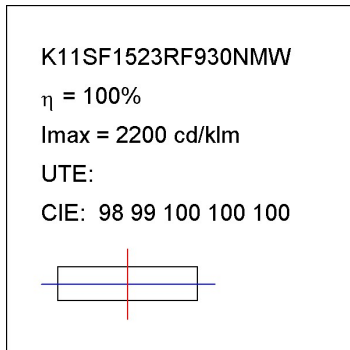
SPÉCIFICATIONS TECHNIQUES:

Flux lumineux:	1.382 lm	°K :	3000
Plum:	14,1W	IRC :	90
Efficacité:	98 lm/w	MacAdam:	3
UGR:	<19	Alimentation:	220-240V 50/60Hz
Type:	COB	Équipement:	Électronique
Durée de vie LED:	50.000 L80 B10 (Ta=25°C)		
Puissance:	13W		

Tolérance de flux lumineux +/- 10%



DONNÉES PHOTOMÉTRIQUES :



ACCESSOIRES :

Suspension



Code produit:
K11SUADLATBK

Description:
KOMBIC 100 SF ADAPT. LATERAL CABLE BK



Code produit:
K11SUADLATWH

Description:
KOMBIC 100 SF ADAPT. LATERAL CABLE WH