

KOMBIC 100 SURFACE

K11SF1523RF930DBB

- KOMBIC 100 SF 1500 IP23 9WW RF FL DA B/B

Description:

Finish: Matte black RAL 9011

Weight: 712 g

Installation: Recessed

TECHNICAL SPECIFICATIONS:

Light output:	1.328 lm	°K :	3000
Plum:	13,9W	CRI :	90
Efficacy:	95,5 lm/w	MacAdam:	3
UGR:	<19	Power Supply:	220-240V 50/60Hz
Type:	COB	Gear:	Adjustable DALI
LED Lifetime:	50.000 L80 B10 (Ta=25°C)		
Power:	13W		

Light output tolerance +/- 10%



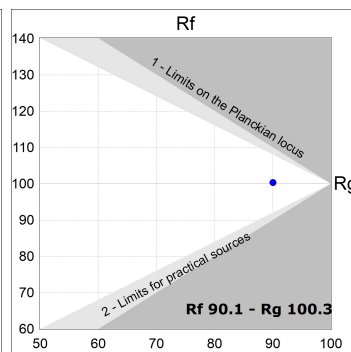
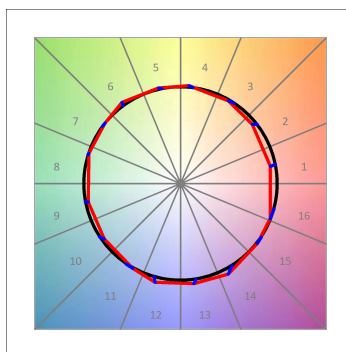
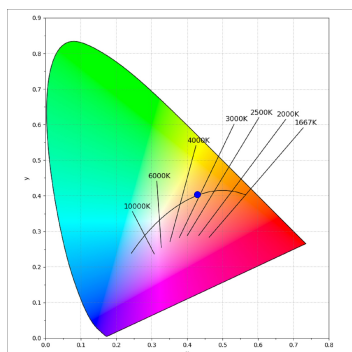
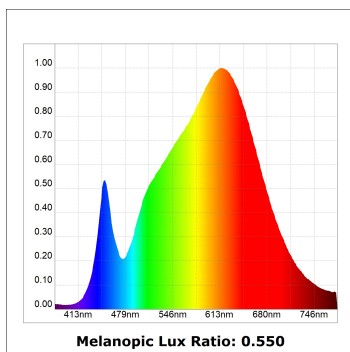
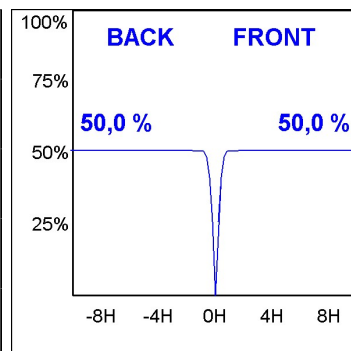
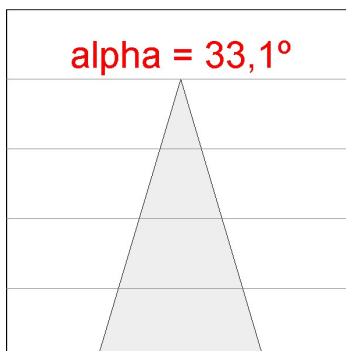
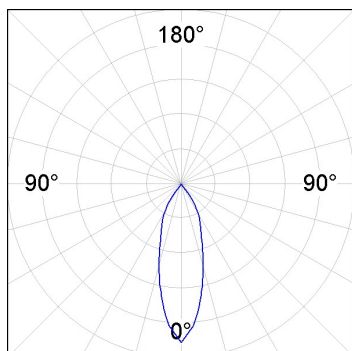
KOMBIC 100 SURFACE

K11SF1523RF930DBB

KOMBIC 100 SF 1500 IP23 9WW RF FL DA B/B

PHOTOMETRIC DATA :

K11SF1523RF930DBB
 $\eta = 100\%$
 $I_{max} = 2279 \text{ cd/klm}$
 UTE:
 CIE: 100 100 100 100 100



ACCESORIES :

Suspension



Product code:
K11SUADLATBK

Description:
KOMBIC 100 SF ADAPT. LATERAL CABLE BK



Product code:
K11SUADLATWH

Description:
KOMBIC 100 SF ADAPT. LATERAL CABLE WH