

# KOMBIC 100 SURFACE

K11SF1523RF927NWB

- KOMBIC 100 SF 1500 IP23 9VWW RF FL WH/BK

---

**Description:**

**Finish:** Matte white RAL 9010

**Weight:** 502 g

---

**Installation:** Surface

---

**TECHNICAL SPECIFICATIONS:**

<b>Light output:</b>	1.325 lm	<b>°K :</b>	2700
<b>Plum:</b>	14,1W	<b>CRI :</b>	90
<b>Efficacy:</b>	93,9 lm/w	<b>R9 :</b>	58
<b>UGR:</b>	<19	<b>MacAdam:</b>	3
<b>Type:</b>	COB	<b>Power Supply:</b>	220-240V 50/60Hz
<b>LED Lifetime:</b>	50.000 L80 B10 (Ta=25°C)	<b>Gear:</b>	Electronic
<b>Power:</b>	13W		

*Light output tolerance +/- 10%*

---



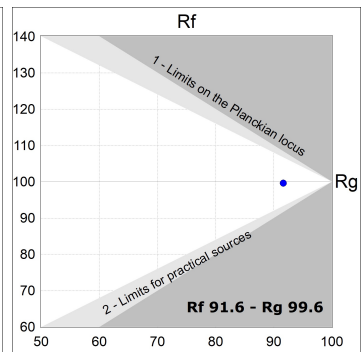
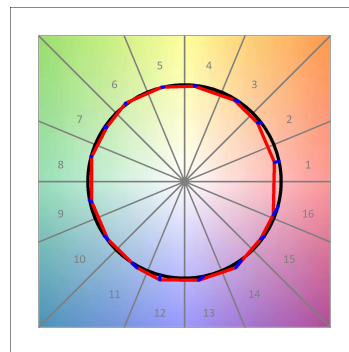
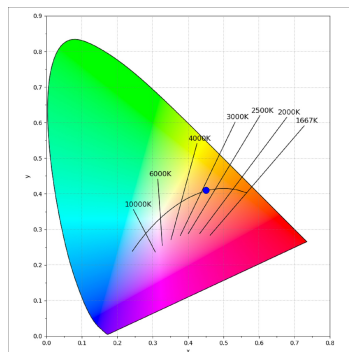
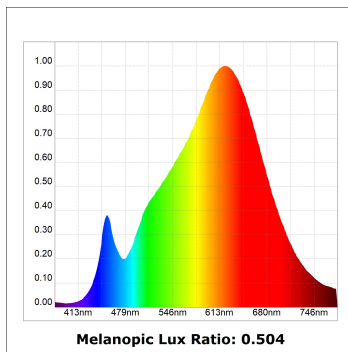
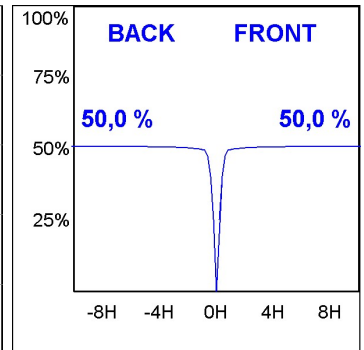
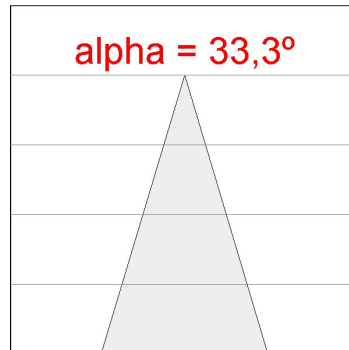
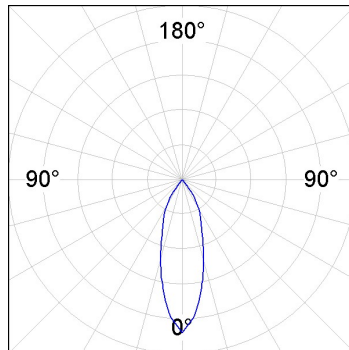
**KOMBIC 100 SURFACE**

K11SF1523RF927NWB

KOMBIC 100 SF 1500 IP23 9VWW RF FL WH/BK

**PHOTOMETRIC DATA :**

K11SF1523RF927NWB  
 $\eta = 100\%$   
 $I_{max} = 2200 \text{ cd/klm}$   
 UTE:  
 CIE: 98 99 100 100 100



**ACCESORIES :**

**Suspension**



**Product code:**  
K11SUADLATBK

**Description:**  
KOMBIC 100 SF ADAPT. LATERAL CABLE BK



**Product code:**  
K11SUADLATWH

**Description:**  
KOMBIC 100 SF ADAPT. LATERAL CABLE WH