

[K11SF1523RF927DMB](#)

- **KOM 100 SF 1500 IP23 9VWW RF FL DA MA/BK**

Description:

Finition: Blanc signalisation Mat RAL 9016

Poids: 712 g

Installation: Encastré

SPÉCIFICATIONS TECHNIQUES:

Flux lumineux:	1.325 lm	°K :	2700
Plum:	13,9W	IRC :	90
Efficacité:	95,3 lm/w	R9 :	58
UGR:	<19	MacAdam:	3
Type:	COB	Alimentation:	220-240V 50/60Hz
Durée de vie LED:	50.000 L80 B10 (Ta=25°C)	Équipement:	Réglable DALI
Puissance:	13W		

Tolérance de flux lumineux +/- 10%


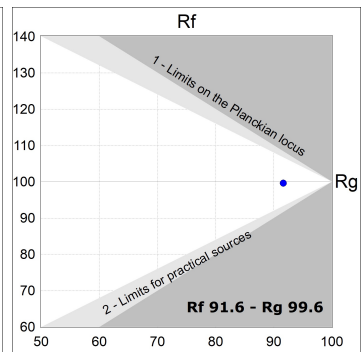
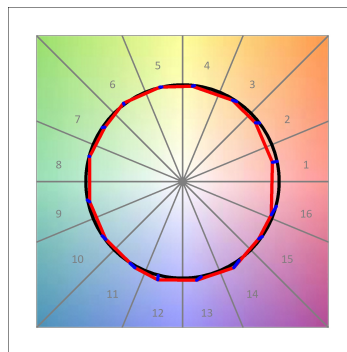
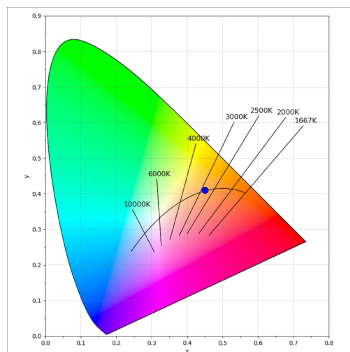
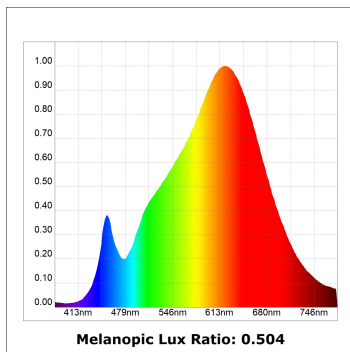
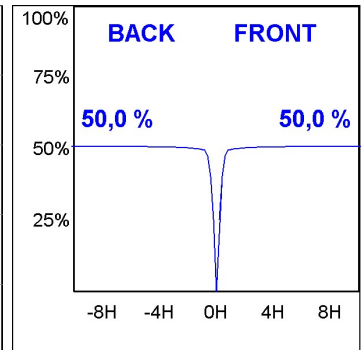
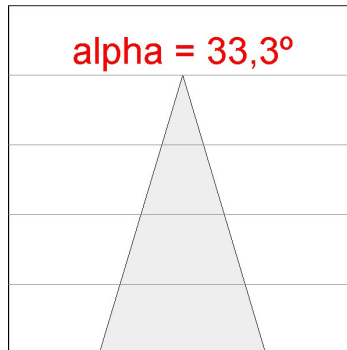
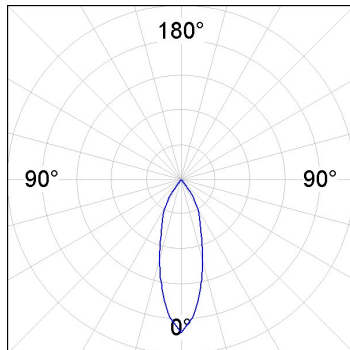


K11SF1523RF927DMB

KOM 100 SF 1500 IP23 9VWW RF FL DA MA/BK

DONNÉES PHOTOMÉTRIQUES :

K11SF1523RF927DMB
 $\eta = 100\%$
 $I_{max} = 2200 \text{ cd/klm}$
 UTE:
 CIE: 98 99 100 100 100

ACCESSOIRES :

Suspension



Code produit:
K11SUADLATBK

Description:
KOMBIC 100 SF ADAPT. LATERAL CABLE BK



Code produit:
K11SUADLATWH

Description:
KOMBIC 100 SF ADAPT. LATERAL CABLE WH