

[K11SF1523RF927DMB](#)

- **KOM 100 SF 1500 IP23 9VWW RF FL DA MA/BK**

Description:

Finish: Matte Traffic white RAL 9016

Weight: 712 g

Installation: Recessed

TECHNICAL SPECIFICATIONS:

| | | | |
|----------------------|--------------------------|----------------------|------------------|
| Light output: | 1.325 lm | °K : | 2700 |
| Plum: | 13,9W | CRI : | 90 |
| Efficacy: | 95,3 lm/w | R9 : | 58 |
| UGR: | <19 | MacAdam: | 3 |
| Type: | COB | Power Supply: | 220-240V 50/60Hz |
| LED Lifetime: | 50.000 L80 B10 (Ta=25°C) | Gear: | Adjustable DALI |
| Power: | 13W | | |

Light output tolerance +/- 10%



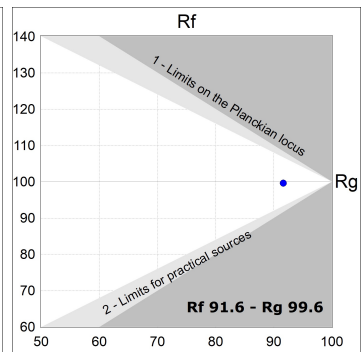
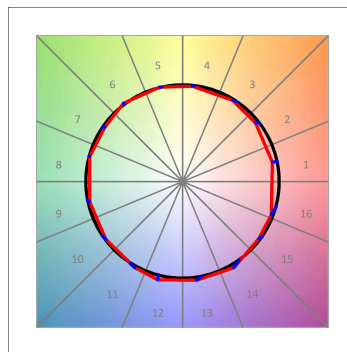
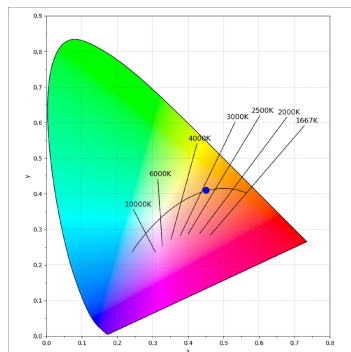
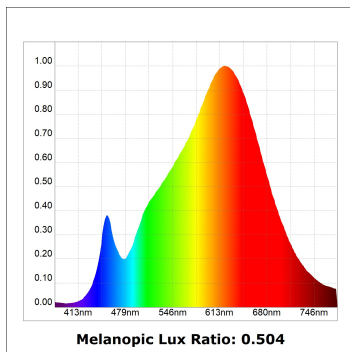
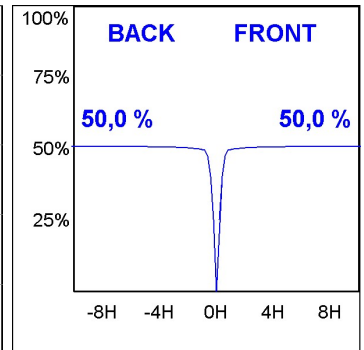
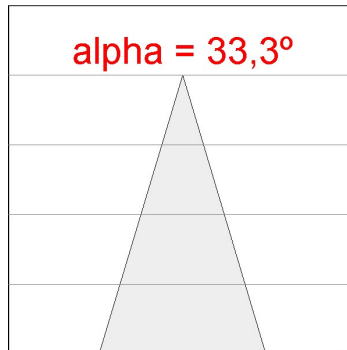
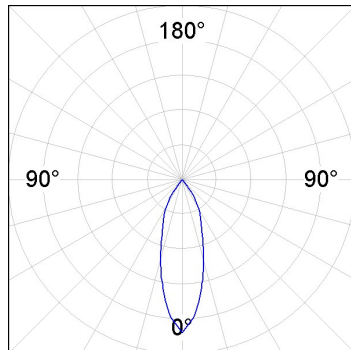
KOMBIC 100 SURFACE

K11SF1523RF927DMB

KOM 100 SF 1500 IP23 9VWW RF FL DA MA/BK

PHOTOMETRIC DATA :

K11SF1523RF927DMB
 $\eta = 100\%$
 $I_{max} = 2200 \text{ cd/klm}$
 UTE:
 CIE: 98 99 100 100 100



ACCESORIES :

Suspension



Product code:
K11SUADLATBK

Description:
KOMBIC 100 SF ADAPT. LATERAL CABLE BK



Product code:
K11SUADLATWH

Description:
KOMBIC 100 SF ADAPT. LATERAL CABLE WH