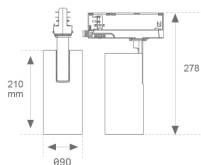


**HS2TK40FL930NB**



**HANCE G2 TRACK 220 4000 9WW FL BK**

**Description:**

LAMP three-phase track multidirectional spotlight HANCE G2 TRACK 220 4000. Allowing 355° rotation and tilting up to 90°. Body made of die-cast aluminium for proper thermal management. Black polycarbonate injection moulded anti-glare ring. 35° flood reflector. LED COB, 3000K y CRI90. Electronic ON OFF control gear included. IP20, IK07 ratings. Insulation Class II. LED life time: 72.000 L80B10 (Ta=25°C). Available finishes: Textured white and textured black.

**Finish:** Texturised black RAL 9011

**Installation:** 3-Circuit track

**TECHNICAL SPECIFICATIONS:**

|                      |                         |                      |                  |
|----------------------|-------------------------|----------------------|------------------|
| <b>Light output:</b> | 3.606 lm                | <b>°K :</b>          | 3000             |
| <b>Plum:</b>         | 36,7W                   | <b>CRI :</b>         | 90               |
| <b>Efficacy:</b>     | 98,3 lm/w               | <b>R9 :</b>          | 61               |
| <b>Type:</b>         | COB                     | <b>MacAdam:</b>      | 3                |
| <b>LED Lifetime:</b> | 72.000 L80B10 (Ta=25°C) | <b>Power Supply:</b> | 220-240V 50/60Hz |
| <b>Power:</b>        | 33W                     | <b>Gear:</b>         | Electronic       |

*Light output tolerance +/- 10%*



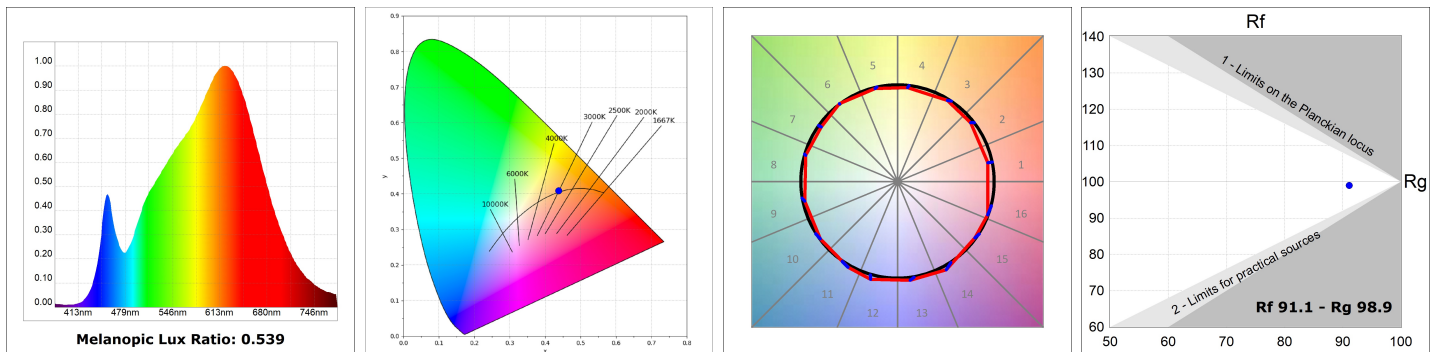
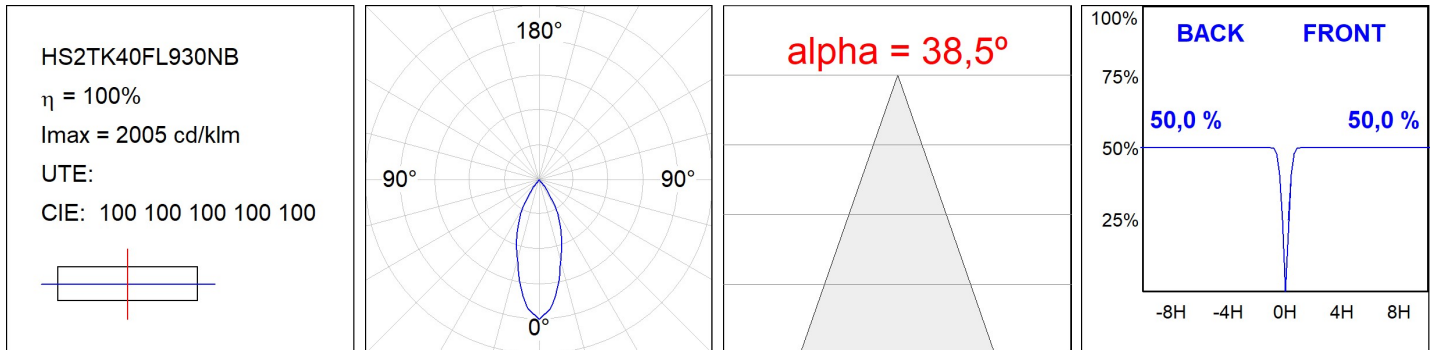
**CUSTOM MADE OPTIONS:**



HS2TK40FL930NB

HANCE G2 TRACK 220 4000 9WW FL BK

**PHOTOMETRIC DATA :**



**ACCESORIES :**

**Assembly**



**Product code:**  
TKAAIDNB

**Description:**  
TRACK ACC INT MAIN SUPPLY DALI/ONOFF BK



**Product code:**  
TKAAIDNG

**Description:**  
TRACK ACC INT MAIN SUPPLY DALI/ONOFF GR



**Product code:**  
TKAAIDNW

**Description:**  
TRACK ACC INT MAIN SUPPLY DALI/ONOFF WH



**Product code:**  
TKAALDNB

**Description:**  
TRACK ACC LEFT MAIN SUPPLY DALI/ONOFF BK



**Product code:**  
TKAALDNG

**Description:**  
TRACK ACC LEFT MAIN SUPPLY DALI/ONOFF GR



**Product code:**  
TKAALDNW

**Description:**  
TRACK ACC LEFT MAIN SUPPLY DALI/ONOFF WH



**Product code:**  
TKAARDNB

**Description:**  
TRACK ACC RIGHT MAIN SUPPL DALI/ONOFF BK



**Product code:**  
TKAARDNG

**Description:**  
TRACK ACC RIGHT MAIN SUPPL DALI/ONOFF GR



**Product code:**  
TKAARDNW

**Description:**  
TRACK ACC RIGHT MAIN SUPPL DALI/ONOFF WH

**Product code:**  
TKACOB

**Description:**  
TRACK ACC COVER INT SUPPLY REC N/D BK

**Product code:**

TKACOG

**Description:**

TRACK ACC COVER INT SUPPLY REC N/D GR

**Product code:**

TKACOW

**Description:**

TRACK ACC COVER INT SUPPLY REC N/D WH

**Product code:**

TKACSG

**Description:**

TRACK ACC. CENT DECO REC COVER GR.

**Product code:**

TKACTC

**Description:**

TRACK ACC. CUT TOOL COPPER



**Product code:**

TKACXB

**Description:**

TRACK ACC COVER "X" REC N/D BK

**Product code:**

TKACXG

**Description:**

TRACK ACC COVER "X" REC N/D GR



**Product code:**

TKACXW

**Description:**

TRACK ACC COVER "X" REC N/D WH

**Product code:**

TKAECB

TKAECG

TKAECW

**Description:**

TRACK ACC. END COVER BK.

TRACK ACC. END COVER GR.

TRACK ACC. END COVER WH.



**Product code:**

TKAJFDNB

TKAJFDNG

TKAJFDNW

**Description:**

TRACK ACC. FLEX CORNER BK.

TRACK ACC. FLEX CORNER GR.

TRACK ACC. FLEX CORNER WH.

**Product code:**

TKAJUDNB

**Description:**

TRACK ACC SRT W/O SP JOINT DALI/ONOFF BK





**Product code:**  
TKAJUDNG

**Description:**  
TRACK ACC SRT W/O SP JOINT DALI/ONOFF GR



**Product code:**  
TKAJUDNW

**Description:**  
TRACK ACC SRT W/O SP JOINT DALI/ONOFF WH



**Product code:**  
TKALIDNB

**Description:**  
TRACK ACC INT 90° CORNER DALI/ONOFF BK



**Product code:**  
TKALIDNG

**Description:**  
TRACK ACC INT 90° CORNER DALI/ONOFF GR



**Product code:**  
TKALIDNW

**Description:**  
TRACK ACC INT 90° CORNER DALI/ONOFF WH



**Product code:**  
TKALODNB

**Description:**  
TRACK ACC EXT 90° CORNER DALI/ONOFF BK



**Product code:**  
TKALODNG

**Description:**  
TRACK ACC EXT 90° CORNER DALI/ONOFF GR



**Product code:**  
TKALODNW

**Description:**  
TRACK ACC EXT 90° CORNER DALI/ONOFF WH



**Product code:**

TKATLIDNB  
TKATLIDNG  
TKATLIDNW  
TKATLIDNB  
TKATLIDNG  
TKATLIDNW  
TKATRIDNB  
TKATRIDNG  
TKATRIDNW  
TKATRODNB  
TKATRODNG  
TKATRODNW

**Description:**

TRACK ACC. INT LEFT T JOINT BK.  
TRACK ACC. INT LEFT T JOINT GR.  
TRACK ACC. INT LEFT T JOINT WH.  
TRACK ACC. EXT LEFT T JOINT BK.  
TRACK ACC. EXT LEFT T JOINT GR.  
TRACK ACC. EXT LEFT T JOINT WH.  
TRACK ACC. INT RIGHT T JOINT BK.  
TRACK ACC. INT RIGHT T JOINT GR.  
TRACK ACC. INT RIGHT T JOINT WH.  
TRACK ACC. EXT RIGHT T JOINT BK.  
TRACK ACC. EXT RIGHT T JOINT GR.  
TRACK ACC. EXT RIGHT T JOINT WH.



**Product code:**

TKAXJDNB  
TKAXJDNG  
TKAXJDNW

**Description:**

TRACK ACC. X JOINT BK.  
TRACK ACC. X JOINT GR.  
TRACK ACC. X JOINT WH.



**Product code:**

TLAMJB

**Description:**

TRACK 48V ACC. MECHANICAL JOINT BK.



**Product code:**

TLAMJW

**Description:**

TRACK 48V ACC. MECHANICAL JOINT WH.



**Product code:**

TLASUADNB

**Description:**

TRACK 48V ACC. MAIN SUPPLY DALI/ONOFF BK



**Product code:**

TLASUADNW

**Description:**

TRACK 48V ACC. MAIN SUPPLY DALI/ONOFF WH



**Product code:**

TLASUECB

**Description:**

TRACK 48V ACC. END COVER BK.



**Product code:**

TLASUECCB

**Description:**

TRACK 48V ACC. END COVER CABLE BK.



**Product code:**  
TLASUECCW

**Description:**  
TRACK 48V ACC. END COVER CABLE WH.



**Product code:**  
TLASUECW

**Description:**  
TRACK 48V ACC. END COVER WH.



**Product code:**  
TLASUIJDNB

**Description:**  
TRACK 48V ACC. INTM JOINT DALI/ONOFF BK.



**Product code:**  
TLASUIJDNW

**Description:**  
TRACK 48V ACC. INTM JOINT DALI/ONOFF WH.



**Product code:**  
TLASULDNB

**Description:**  
TRACK 48V ACC. 90° CORNER DALI/ONOFF BK.



**Product code:**  
TLASULDNW

**Description:**  
TRACK 48V ACC. 90° CORNER DALI/ONOFF WH.



**Product code:**  
TLASUXJDNB

**Description:**  
TRACK 48V ACC. X JOINT DALI/ONOFF BK.



**Product code:**  
TLASUXJDNW

**Description:**  
TRACK 48V ACC. X JOINT DALI/ONOFF WH.



**Product code:**  
TLDRV2015048N

**Description:**  
DRIVER 150W 48V 220-240V NR IND



**Product code:**  
TLSUPR1000DNB  
TLSUPR2000DNB

**Description:**  
TRACK 48V DALI/ONOFF 1M BK.  
TRACK 48V DALI/ONOFF 2M BK.



**Product code:**  
TLSUPR1000DNW  
TLSUPR2000DNW

**Description:**  
TRACK 48V DALI/ONOFF 1M WH.  
TRACK 48V DALI/ONOFF 2M WH.



**Product code:**  
TLSUWI1500B  
TLSUWI3000B

**Description:**  
SUSPENSION CABLE TRACK 48V 1500MM BK  
SUSPENSION CABLE TRACK 48V 3000MM BK




**Product code:**  
TLSUWI1500W  
TLSUWI3000W

**Description:**  
SUSPENSION CABLE TRACK 48V 1500MM WH  
SUSPENSION CABLE TRACK 48V 3000MM WH

**ACCESORIES :**

**Suspension**



**Product code:**  
TKARG1000W

**Description:**  
TRACK ACC. RIGID SUSP 1M WH.



**Product code:**  
TKASUSSUB

**Description:**  
TRACK ACC. SUSP SUPPORT BK.



**Product code:**  
TKASUSSUW

**Description:**  
TRACK ACC. SUSP SUPPORT WH.



**Product code:**  
TKAWI3000B

**Description:**  
TRACK ACC. STEEL CABLE 3M BK.




**Product code:**  
TKAWI3000W

**Description:**  
TRACK ACC. STEEL CABLE 3M WH.



**ACCESSORIES :**

**Support**



**Product code:**  
TKASRSUB

**Description:**  
TRACK ACC. SUR SUPPORT BK.



**Product code:**  
TKASRSUG

**Description:**  
TRACK ACC. SUR SUPPORT GR.



**Product code:**  
TKASRSUW

**Description:**  
TRACK ACC. SUR SUPPORT WH.



**Product code:**  
TKASUSSUG

**Description:**  
TRACK ACC. SUSP SUPPORT GR.

**ACCESSORIES :**

**Optical**



**Product code:**  
HS2HO75

**Description:**  
HANCE G2 3000/4000 ACC. HONEYCOMB GRILLE



**Product code:**  
HS2RI90C

**Description:**  
HANCE G2 3000/4000 ACC. RING DECO CO.



**Product code:**  
HS2RI90M

**Description:**  
HANCE G2 3000/4000 ACC. RING DECO MET.



**Product code:**  
HS2RI90W

**Description:**  
HANCE G2 3000/4000 ACC. RING DECO WH.



**Product code:**  
HS2TR75

**Description:**  
HANCE G2 3000/4000 ACC. DIF TRANS



**Product code:**  
HSSL50

**Description:**  
HANCE 1000/2000 ACC. SOFT LENS

---

**ACCESORIES :**

**Adjustment and control**



**Product code:**

TLDRV2010048N

**Description:**

DRIVER 100W 48V 220-240V NR IND LIN