

HD2SR20MF930NB



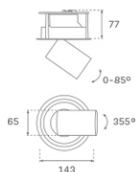
HANCE G2 DOWN SEMIREC 2000 9WW MFL BK

**Description:**

LAMP multidirectional semi-recessed downlight HANCE G2 DOWN SEMIREC 2000. Allowing 355° rotation and tilting up to 85°. Body and frame made of die-cast aluminium for proper thermal management. Black polycarbonate injection moulded anti-glare ring. 25° middle flood reflector. LED COB, 3000K and CRI90. Electronic ON OFF control gear included. IP20, IK07 ratings. Insulation Class II. LED life time: 72.000 L80B10 (Ta=25°C). Available finishes: Textured white and textured black.

**Finish:** Texturised black RAL 9011

**Installation:** Recessed



**TECHNICAL SPECIFICATIONS:**

<b>Light output:</b>	1.943 lm	<b>°K :</b>	3000
<b>Plum:</b>	20,8W	<b>CRI :</b>	90
<b>Efficacy:</b>	93,4 lm/w	<b>R9 :</b>	60
<b>UGR:</b>	<19	<b>MacAdam:</b>	3
<b>Type:</b>	COB	<b>Power Supply:</b>	220-240V 50/60Hz
<b>LED Lifetime:</b>	72.000 L80B10 (Ta=25°C)	<b>Gear:</b>	Electronic
<b>Power:</b>	18W		

*Light output tolerance +/- 10%*



**CUSTOM MADE OPTIONS:**



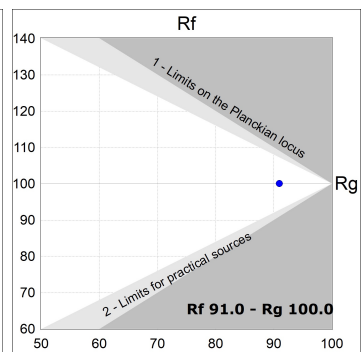
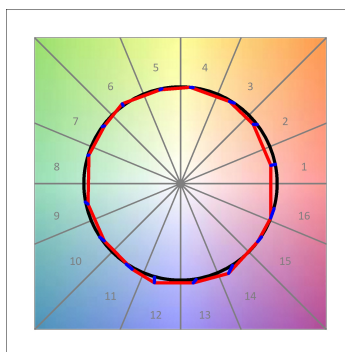
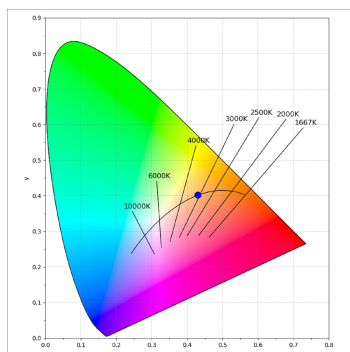
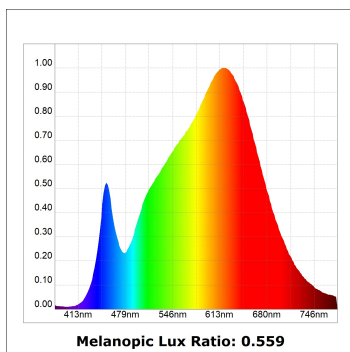
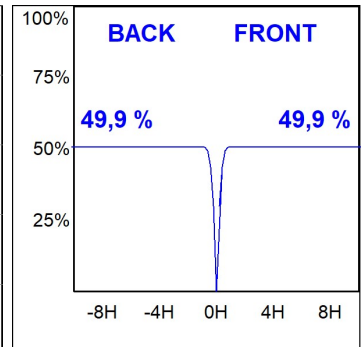
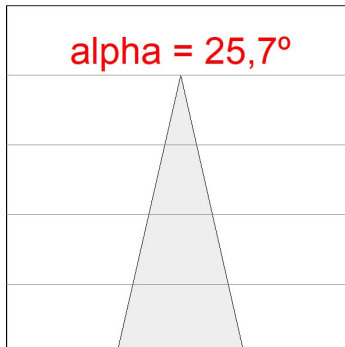
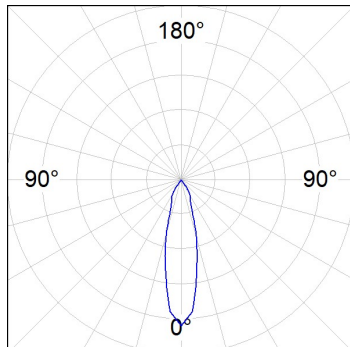
# HANCE DOWNLIGHT

HD2SR20MF930NB

HANCE G2 DOWN SEMIREC 2000 9WW MFL BK

**PHOTOMETRIC DATA :**

HD2SR20MF930NB  
 $\eta = 100\%$   
 $I_{max} = 3354 \text{ cd/klm}$   
 UTE:  
 CIE: 101 100 100 100 100



ACCESORIES :

Optical



**Product code:**

HSCU50

**Description:**

HANCE 1000/2000 ACC. CUTTING BEAM



**Product code:**

HSO50

**Description:**

HANCE 1000/2000 ACC. HONEYCOMB GRILLE



**Product code:**

HSRI65B

**Description:**

HANCE 1000/2000 ACC. RING DECO BK.



**Product code:**

HSRI65C

**Description:**

HANCE 1000/2000 ACC. RING DECO CO.



**Product code:**

HSRI65M

**Description:**

HANCE 1000/2000 ACC. RING DECO MET.



**Product code:**

HSRI65W

**Description:**

HANCE 1000/2000 ACC. RING DECO WH.



**Product code:**

HSTR50

**Description:**

HANCE 1000/2000 ACC. DIF TRANS