

HANCE DOWNLIGHT

HD2SR10SP940NB

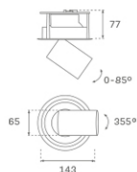


HANCE G2 DOWN SEMIREC 1000 9NW SP BK

Description:

LAMP multidirectional semi-recessed downlight HANCE G2 DOWN SEMIREC 1000. Allowing 355° rotation and tilting up to 85°. Body and frame made of die-cast aluminium for proper thermal management. Black polycarbonate injection moulded anti-glare ring. 20° spot reflector. LED COB, 4000K and CRI90. Electronic ON OFF control gear included. IP20, IK07 ratings. Insulation Class II. LED life time: 78.000 L80B10 (Ta=25°C). Available finishes: Textured white and textured black.

Finish: Texturised black RAL 9011



Installation: Recessed

TECHNICAL SPECIFICATIONS:

Light output:	899 lm	°K :	4000
Plum:	8,6W	CRI :	90
Efficacy:	104,5 lm/w	R9 :	66
UGR:	<16	MacAdam:	3
Type:	COB	Power Supply:	220-240V 50/60Hz
LED Lifetime:	78.000 L80B10 (Ta=25°C)	Gear:	Electronic
Power:	7W		

Light output tolerance +/- 10%



CUSTOM MADE OPTIONS:

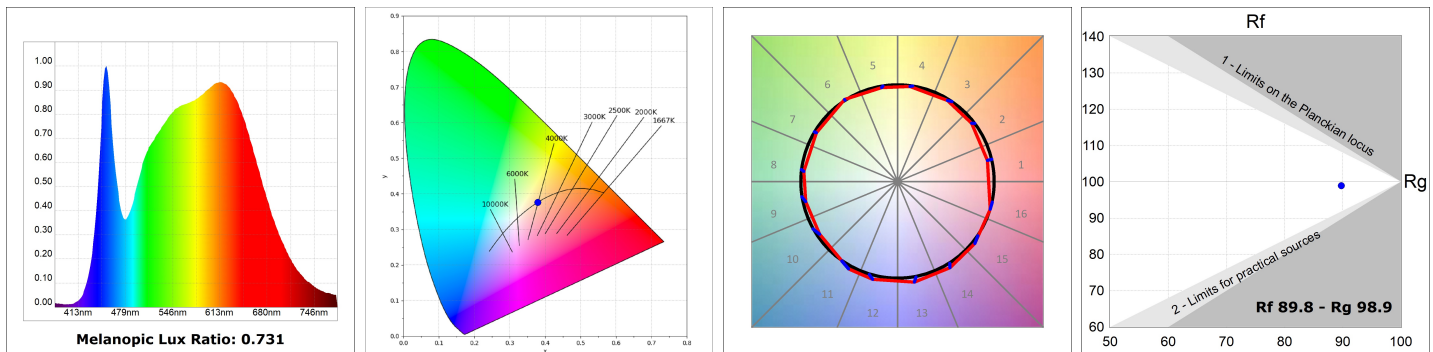
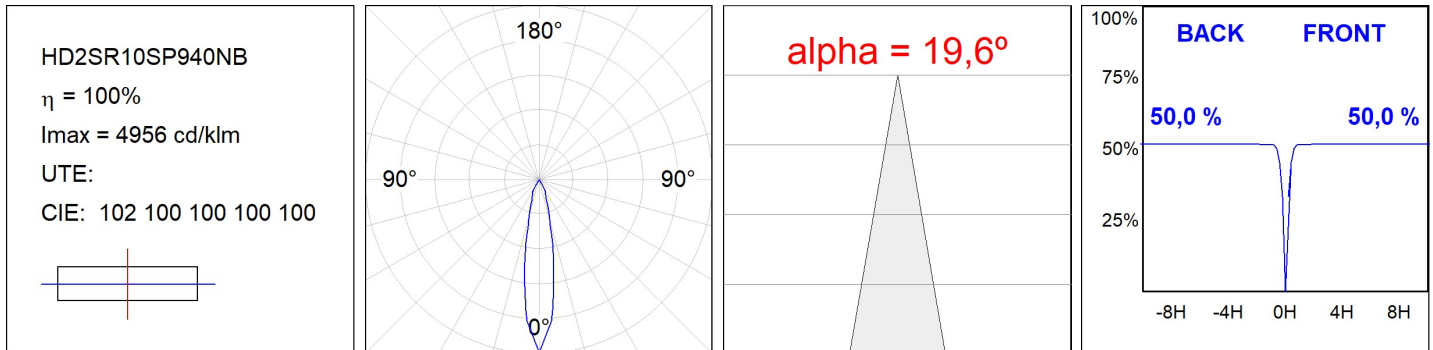


HANCE DOWNLIGHT

HD2SR10SP940NB

HANCE G2 DOWN SEMIREC 1000 9NW SP BK

PHOTOMETRIC DATA :



ACCESORIES :

Optical



Product code:

HSCU50

Description:

HANCE 1000/2000 ACC. CUTTING BEAM



Product code:

HSO50

Description:

HANCE 1000/2000 ACC. HONEYCOMB GRILLE



Product code:

HSRI65B

Description:

HANCE 1000/2000 ACC. RING DECO BK.



Product code:

HSRI65C

Description:

HANCE 1000/2000 ACC. RING DECO CO.



Product code:

HSRI65M

Description:

HANCE 1000/2000 ACC. RING DECO MET.



Product code:

HSRI65W

Description:

HANCE 1000/2000 ACC. RING DECO WH.



Product code:

HSTR50

Description:

HANCE 1000/2000 ACC. DIF TRANS