

HANCE DOWNLIGHT

HD2RE20SP930DW

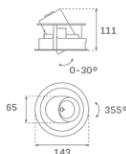


HANCE G2 DOWN REC 2000 9WW SP DALI WH

Description:

LAMP multidirectional recessed downlight HANCE G2 DOWN REC 2000. Allowing 355° rotation and tilting up to 30°. Body and frame made of die-cast aluminium for proper thermal management. Black polycarbonate injection moulded anti-glare ring. 20° spot reflector. LED COB, 3000K and CRI90. Electronic DALI control gear included. IP20, IK07 ratings. Insulation Class II. LED life time: 72.000 L80B10 (Ta=25°C). Available finishes: Textured white and textured black.

Finish: Texturised white RAL 9010



Installation: Recessed

TECHNICAL SPECIFICATIONS:

| | | | |
|----------------------|-------------------------|----------------------|------------------|
| Light output: | 1.889 lm | °K : | 3000 |
| Plum: | 20,8W | CRI : | 90 |
| Efficacy: | 90,8 lm/w | R9 : | 60 |
| UGR: | <19 | MacAdam: | 3 |
| Type: | COB | Power Supply: | 220-240V 50/60Hz |
| LED Lifetime: | 72.000 L80B10 (Ta=25°C) | Gear: | Adjustable DALI |
| Power: | 18W | | |

Light output tolerance +/- 10%



CUSTOM MADE OPTIONS:



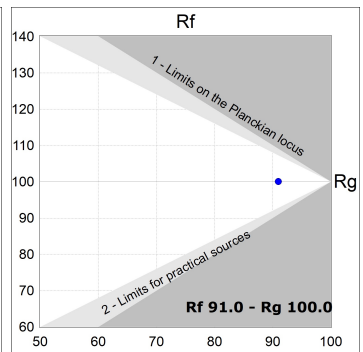
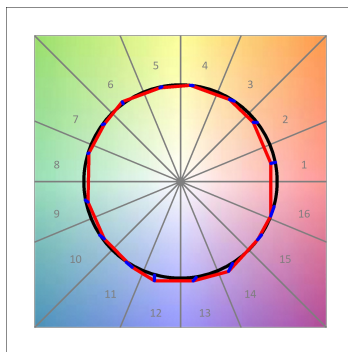
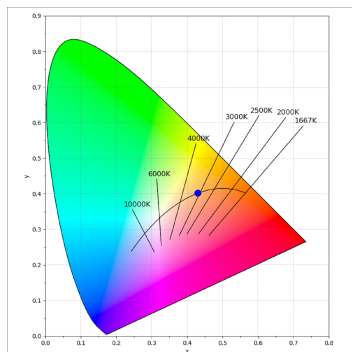
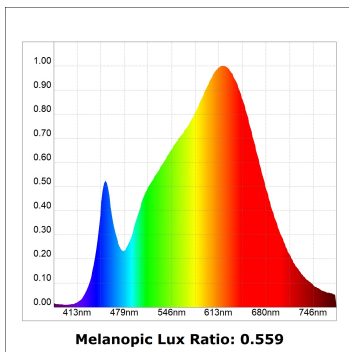
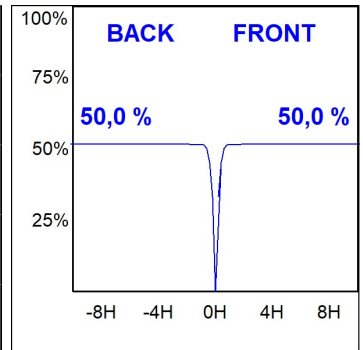
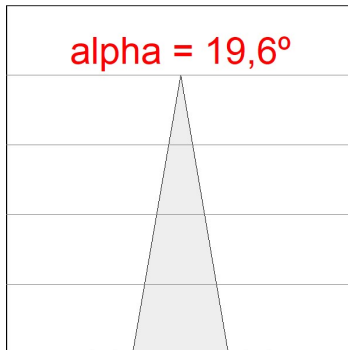
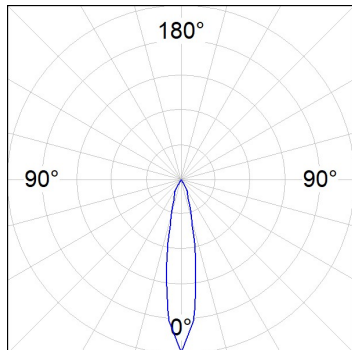
HANCE DOWNLIGHT

HD2RE20SP930DW

HANCE G2 DOWN REC 2000 9WW SP DALI WH

PHOTOMETRIC DATA :

HD2RE20SP930DW
 $\eta = 100\%$
 $I_{max} = 4956 \text{ cd/klm}$
 UTE:
 CIE: 102 100 100 100 100



ACCESORIES :

Optical



Product code:

HSCU50

Description:

HANCE 1000/2000 ACC. CUTTING BEAM



Product code:

HSO50

Description:

HANCE 1000/2000 ACC. HONEYCOMB GRILLE



Product code:

HSRI65B

Description:

HANCE 1000/2000 ACC. RING DECO BK.



Product code:

HSRI65C

Description:

HANCE 1000/2000 ACC. RING DECO CO.



Product code:

HSRI65M

Description:

HANCE 1000/2000 ACC. RING DECO MET.



Product code:

HSRI65W

Description:

HANCE 1000/2000 ACC. RING DECO WH.



Product code:

HSTR50

Description:

HANCE 1000/2000 ACC. DIF TRANS