

**HD2RE20FL930NW**



**HANCE G2 DOWN REC 2000 9WW FL WH**

**Description:**

LAMP multidirectional recessed downlight HANCE G2 DOWN REC 2000. Allowing 355° rotation and tilting up to 30°. Body and frame made of die-cast aluminium for proper thermal management. Black polycarbonate injection moulded anti-glare ring. 35° flood reflector. LED COB, 3000K and CRI90. Electronic ON OFF control gear included. IP20, IK07 ratings. Insulation Class II. LED life time: 72.000 L80B10 (Ta=25°C). Available finishes: Textured white and textured black.

**Finish:** Texturised white RAL 9010



**Installation:** Recessed

**TECHNICAL SPECIFICATIONS:**

<b>Light output:</b>	1.918 lm	<b>°K :</b>	3000
<b>Plum:</b>	20,8W	<b>CRI :</b>	90
<b>Efficacy:</b>	92,2 lm/w	<b>R9 :</b>	60
<b>Type:</b>	COB	<b>MacAdam:</b>	3
<b>LED Lifetime:</b>	72.000 L80B10 (Ta=25°C)	<b>Power Supply:</b>	220-240V 50/60Hz
<b>Power:</b>	18W	<b>Gear:</b>	Electronic

*Light output tolerance +/- 10%*



**CUSTOM MADE OPTIONS:**



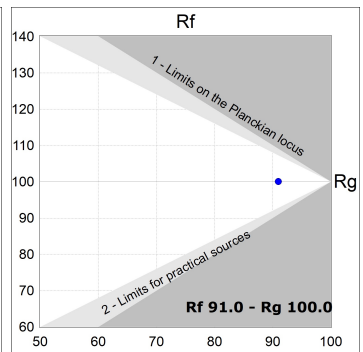
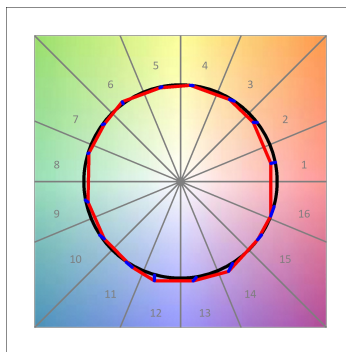
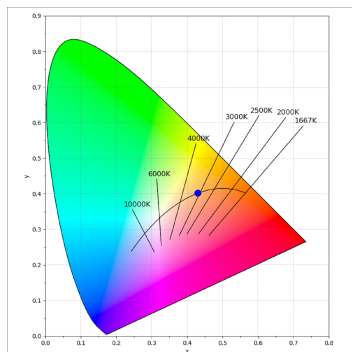
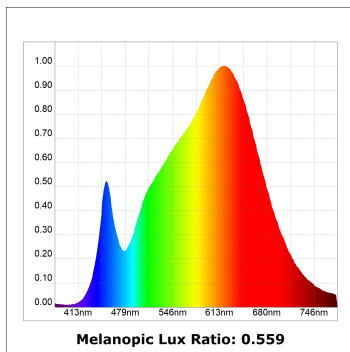
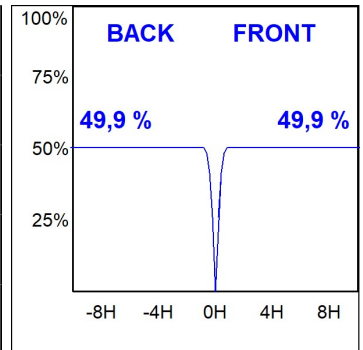
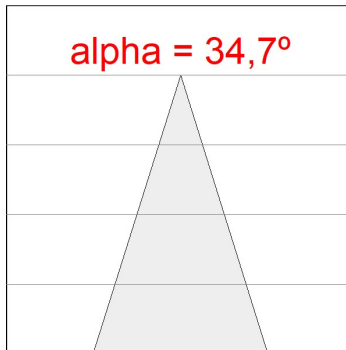
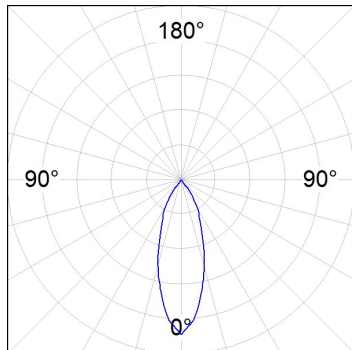
# HANCE DOWNLIGHT

HD2RE20FL930NW

HANCE G2 DOWN REC 2000 9WW FL WH

**PHOTOMETRIC DATA :**

HD2RE20FL930NW  
 $\eta = 100\%$   
 $I_{max} = 2218 \text{ cd/klm}$   
 UTE:  
 CIE: 100 100 100 100 100



ACCESORIES :

Optical



**Product code:**

HSCU50

**Description:**

HANCE 1000/2000 ACC. CUTTING BEAM



**Product code:**

HSO50

**Description:**

HANCE 1000/2000 ACC. HONEYCOMB GRILLE



**Product code:**

HSRI65B

**Description:**

HANCE 1000/2000 ACC. RING DECO BK.



**Product code:**

HSRI65C

**Description:**

HANCE 1000/2000 ACC. RING DECO CO.



**Product code:**

HSRI65M

**Description:**

HANCE 1000/2000 ACC. RING DECO MET.



**Product code:**

HSRI65W

**Description:**

HANCE 1000/2000 ACC. RING DECO WH.



**Product code:**

HSTR50

**Description:**

HANCE 1000/2000 ACC. DIF TRANS