

HD2RE10SS930DW



HANCE G2 DOWN REC 1000 9WW SSP DALI WH

Description:

LAMP multidirectional recessed downlight HANCE G2 DOWN REC 1000. Allowing 355° rotation and tilting up to 30°. Body and frame made of die-cast aluminium for proper thermal management. Black polycarbonate injection moulded anti-glare ring. 10° super spot polycarbonate optics. LED HIGH POWER, 3000K and CRI90. Electronic DALI control gear included. IP20, IK07 ratings. Insulation Class II. LED life time: 50.000 L70B10 (Ta=25°C). Available finishes: Textured white and textured black.

Finish: Texturised white RAL 9010

Installation: Recessed



TECHNICAL SPECIFICATIONS:

Light output:	652 lm	°K :	3000
Plum:	13,9W	CRI :	90
Efficacy:	46,9 lm/w	R9 :	53
UGR:	<16	MacAdam:	3
Type:	HIGH POWER	Power Supply:	220-240V 50/60Hz
LED Lifetime:	50.000 L70B10 (Ta=25°C)	Gear:	Adjustable DALI
Power:	13W		

Light output tolerance +/- 10%



CUSTOM MADE OPTIONS:



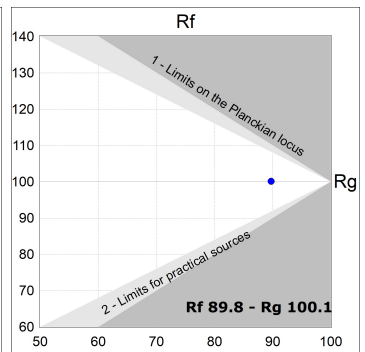
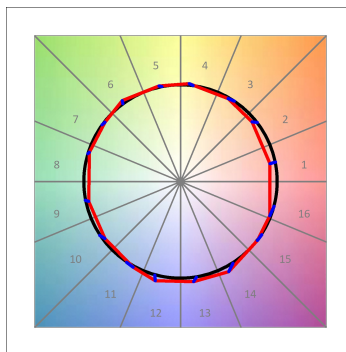
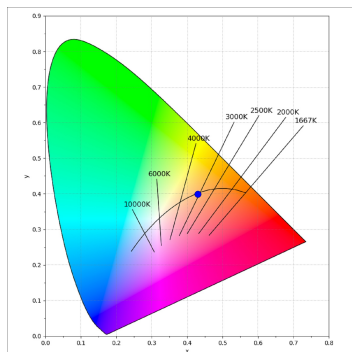
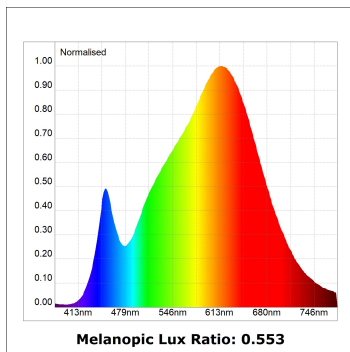
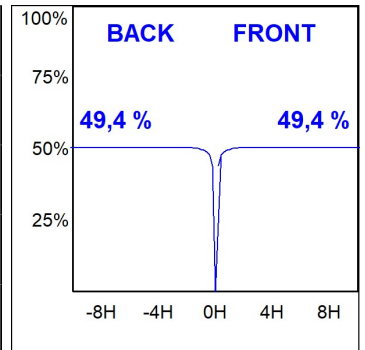
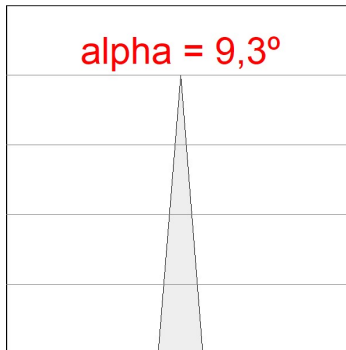
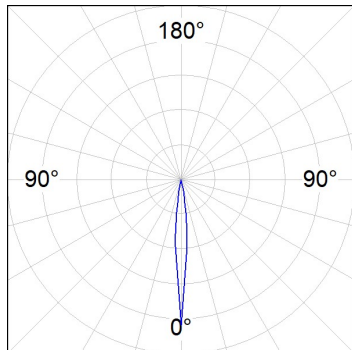
HANCE DOWNLIGHT

HD2RE10SS930DW

HANCE G2 DOWN REC 1000 9WW SSP DALI WH

PHOTOMETRIC DATA :

HD2RE20SS930DW
 $\eta = 99\%$
 $I_{max} = 20858 \text{ cd/klm}$
 UTE:
 CIE: 103 100 100 100 99



ACCESORIES :

Optical



Product code:

HSCU50

Description:

HANCE 1000/2000 ACC. CUTTING BEAM



Product code:

HSO50

Description:

HANCE 1000/2000 ACC. HONEYCOMB GRILLE



Product code:

HSRI65B

Description:

HANCE 1000/2000 ACC. RING DECO BK.



Product code:

HSRI65C

Description:

HANCE 1000/2000 ACC. RING DECO CO.



Product code:

HSRI65M

Description:

HANCE 1000/2000 ACC. RING DECO MET.



Product code:

HSRI65W

Description:

HANCE 1000/2000 ACC. RING DECO WH.



Product code:

HSTR50

Description:

HANCE 1000/2000 ACC. DIF TRANS