

HANCE DOWNLIGHT

HD2RE10SP940NW

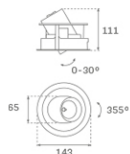


HANCE G2 DOWN REC 1000 9NW SP WH

Description:

LAMP multidirectional recessed downlight HANCE G2 DOWN REC 1000. Allowing 355° rotation and tilting up to 30°. Body and frame made of die-cast aluminium for proper thermal management. Black polycarbonate injection moulded anti-glare ring. 20° spot reflector. LED COB, 4000K and CRI90. Electronic ON OFF control gear included. IP20, IK07 ratings. Insulation Class II. LED life time: 78.000 L80B10 (Ta=25°C). Available finishes: Textured white and textured black.

Finish: Texturised white RAL 9010



Installation: Recessed

TECHNICAL SPECIFICATIONS:

| | | | |
|----------------------|-------------------------|----------------------|------------------|
| Light output: | 899 lm | °K : | 4000 |
| Plum: | 8,6W | CRI : | 90 |
| Efficacy: | 104,5 lm/w | R9 : | 66 |
| UGR: | <16 | MacAdam: | 3 |
| Type: | COB | Power Supply: | 220-240V 50/60Hz |
| LED Lifetime: | 78.000 L80B10 (Ta=25°C) | Gear: | Electronic |
| Power: | 7W | | |

Light output tolerance +/- 10%



CUSTOM MADE OPTIONS:



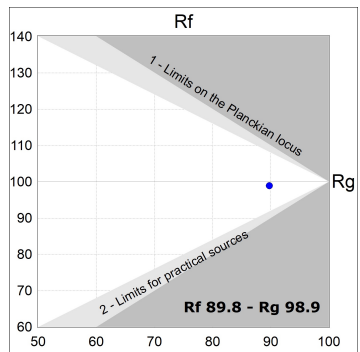
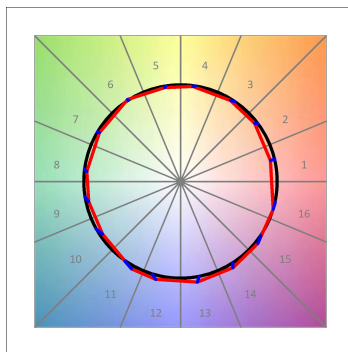
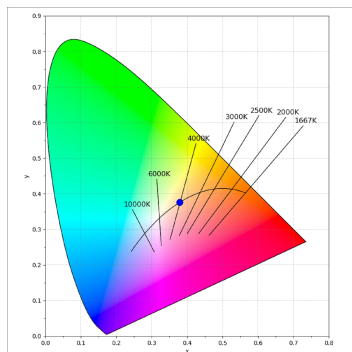
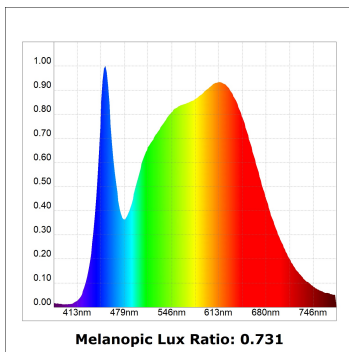
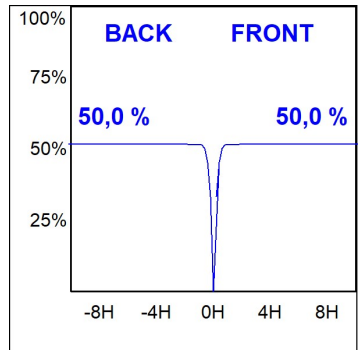
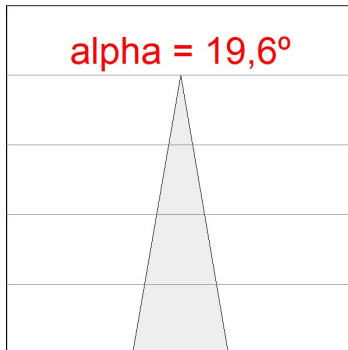
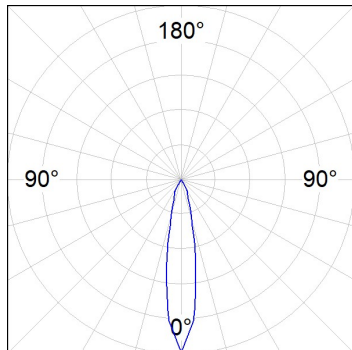
HANCE DOWNLIGHT

HD2RE10SP940NW

HANCE G2 DOWN REC 1000 9NW SP WH

PHOTOMETRIC DATA :

HD2RE10SP940NW
 $\eta = 100\%$
 $I_{max} = 4956 \text{ cd/klm}$
 UTE:
 CIE: 102 100 100 100 100



ACCESORIES :

Optical



Product code:

HSCU50

Description:

HANCE 1000/2000 ACC. CUTTING BEAM



Product code:

HSO50

Description:

HANCE 1000/2000 ACC. HONEYCOMB GRILLE



Product code:

HSRI65B

Description:

HANCE 1000/2000 ACC. RING DECO BK.



Product code:

HSRI65C

Description:

HANCE 1000/2000 ACC. RING DECO CO.



Product code:

HSRI65M

Description:

HANCE 1000/2000 ACC. RING DECO MET.



Product code:

HSRI65W

Description:

HANCE 1000/2000 ACC. RING DECO WH.



Product code:

HSTR50

Description:

HANCE 1000/2000 ACC. DIF TRANS