

HANCE DOWNLIGHT

HD2RE10FL940NW



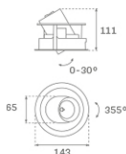
HANCE G2 DOWN REC 1000 9NW FL WH

Description:

LAMP multidirectional recessed downlight HANCE G2 DOWN REC 1000. Allowing 355° rotation and tilting up to 30°. Body and frame made of die-cast aluminium for proper thermal management. Black polycarbonate injection moulded anti-glare ring. 35° flood reflector. LED COB, 4000K and CRI90. Electronic ON OFF control gear included. IP20, IK07 ratings. Insulation Class II. LED life time: 78.000 L80B10 (Ta=25°C). Available finishes: Textured white and textured black.

Finish: Texturised white RAL 9010

Installation: Recessed



TECHNICAL SPECIFICATIONS:

Light output:	914 lm	°K :	4000
Plum:	8,6W	CRI :	90
Efficacy:	106,3 lm/w	R9 :	66
UGR:	<19	MacAdam:	3
Type:	COB	Power Supply:	220-240V 50/60Hz
LED Lifetime:	78.000 L80B10 (Ta=25°C)	Gear:	Electronic
Power:	7W		

Light output tolerance +/- 10%



CUSTOM MADE OPTIONS:



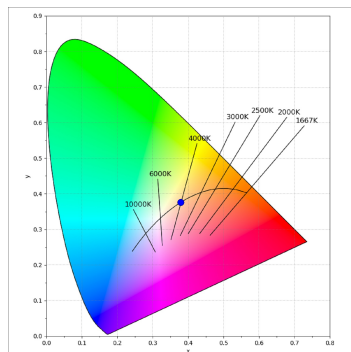
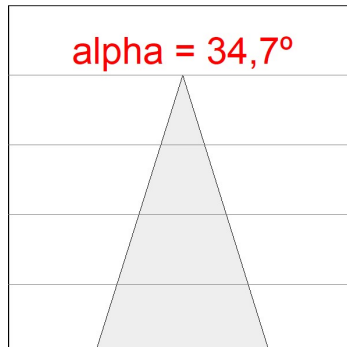
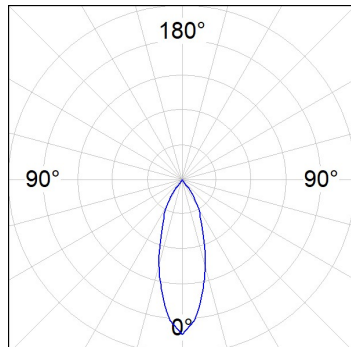
HANCE DOWNLIGHT

HD2RE10FL940NW

HANCE G2 DOWN REC 1000 9NW FL WH

PHOTOMETRIC DATA :

HD2RE10FL940NW
 $\eta = 100\%$
 $I_{max} = 2218 \text{ cd/klm}$
 UTE:
 CIE: 100 100 100 100 100



ACCESORIES :

Optical



Product code:

HSCU50

Description:

HANCE 1000/2000 ACC. CUTTING BEAM



Product code:

HSHO50

Description:

HANCE 1000/2000 ACC. HONEYCOMB GRILLE



Product code:

HSRI65B

Description:

HANCE 1000/2000 ACC. RING DECO BK.



Product code:

HSRI65C

Description:

HANCE 1000/2000 ACC. RING DECO CO.



Product code:

HSRI65M

Description:

HANCE 1000/2000 ACC. RING DECO MET.



Product code:

HSRI65W

Description:

HANCE 1000/2000 ACC. RING DECO WH.



Product code:

HSTR50

Description:

HANCE 1000/2000 ACC. DIF TRANS