

F41SF168MOPRWB4DW

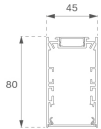
- FIL45 SUR 1680 3600 WBN OP COMF DALI WH.



Description:

Finish: Matte white RAL 9010

Dimensions: 1.680 x 55 x 80 mm



Installation: Surface

TECHNICAL SPECIFICATIONS:

UGR:	<16	°K :	4000
		MacAdam:	3
		Power Supply:	220-240V 50/60Hz
		Gear:	Adjustable DALI

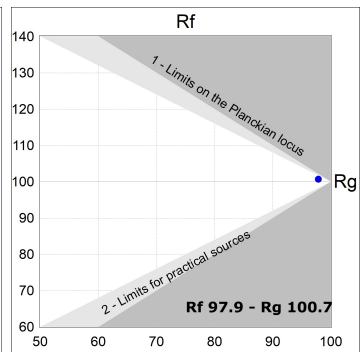
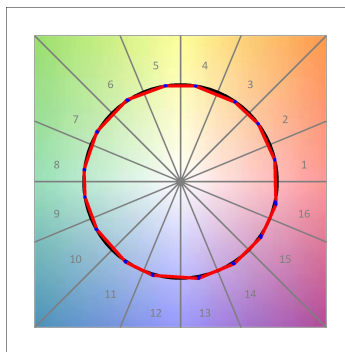
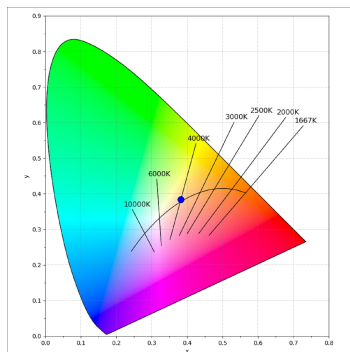
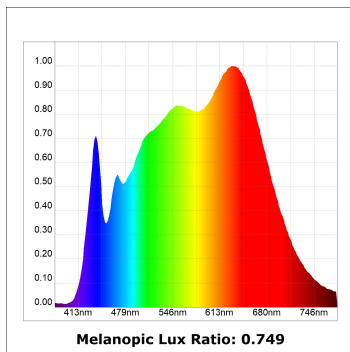
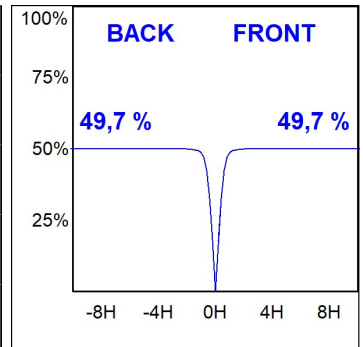
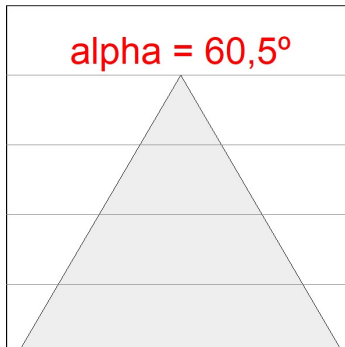
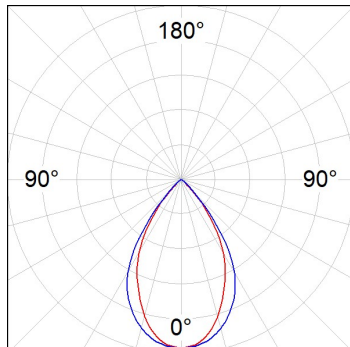


CUSTOM MADE OPTIONS:



PHOTOMETRIC DATA :

F41SF168MOPRWB4DW
 $\eta = 99\%$
 $I_{max} = 968 \text{ cd/klm}$
 UTE: 0,99A
 CIE: 90 100 100 100 99



ACCESORIES :

Assembly



Product code:

F42JO

Description:

FIL45 ACC. SU/RE INTM JOINT B



Product code:

F4COX/MMB

Description:

FIL 45 ACC. COVER X/MM BK.



Product code:

F4COX/MMG

Description:

FIL 45 ACC. COVER X/MM GR.



Product code:

F4COX/MMW

Description:

FIL 45 ACC. COVER X/MM WH.



Product code:

F4FX50B

Description:

ACC. WALL BRACKET FIL45 50MM BK.



Product code:

F4FX50G

Description:

ACC. WALL BRACKET FIL45 50MM GR.



Product code:

F4FX50W

Description:

ACC. WALL BRACKET FIL45 50MM WH.



Product code:

F4PRSUX/MMB

Description:

FIL 45 ACC. SUS PROFIL X/MM BK.



Product code:

F4PRSUX/MMG

Description:

FIL 45 ACC. SUS PROFIL X/MM GR.



Product code:

F4PRSUX/MMW

Description:

FIL 45 ACC. SUS PROFIL X/MM WH.

FIL45



Product code:
F4SUECB

Description:
FIL45 ACC. SUR END COVER BK.



Product code:
F4SUECG

Description:
FIL45 ACC. SUR END COVER GR.



Product code:
F4SUECW

Description:
FIL45 ACC. SUR END COVER WH.

ACCESORIES :

Suspension



Product code:
F4SUCAEMFA1000NB
F4SUCAEMFA4000NB

Description:
ACC. ELECMEC FIL45 QUICK SUSP 1M BK.
ACC. ELECMEC FIL45 QUICK SUSP 4M BK.



Product code:
F4SUCAEMFA1000NG
F4SUCAEMFA4000NG

Description:
ACC. ELECMEC FIL45 QUICK SUSP 1M GR.
ACC. ELECMEC FIL45 QUICK SUSP 4M GR.



Product code:
F4SUCAEMFA1000NW
F4SUCAEMFA4000NW

Description:
ACC. ELECMEC FIL45 QUICK SUSP 1M WH.
ACC. ELECMEC FIL45 QUICK SUSP 4M WH.



Product code:
F4SUCAWI1000DB
F4SUCAWI4000DB

Description:
ACC. ELECMEC FIL45 QUICK SUSP 1M 5P BK.
ACC. ELECMEC FIL45 QUICK SUSP 4M 5P BK.



Product code:
F4SUCAWI1000DG
F4SUCAWI4000DG

Description:
ACC. ELECMEC FIL45 QUICK SUSP 1M 5P GR.
ACC. ELECMEC FIL45 QUICK SUSP 4M 5P GR.



Product code:
F4SUCAWI1000DW
F4SUCAWI4000DW

Description:
ACC. ELECMEC FIL45 QUICK SUSP 1M 5P WH.
ACC. ELECMEC FIL45 QUICK SUSP 4M 5P WH.

FIL45



Product code:
F4SUWIDE1000G

Description:
FIL45 ACC. QUICK STEEL CABLE 1M NK.



Product code:
F4SUWIDE4000G

Description:
FIL45 ACC. QUICK STEEL CABLE 4M NK.

ACCESORIES :

Support



Product code:
F4FX15G

Description:
FIL45 ACC. CEILING BRACKET 15MM GR.

ACCESORIES :

Optical



Product code:
F4DIX/MMOP

Description:
FIL 45 ACC. OPAL DIFFUSER X/MM

ACCESORIES :

Adjustment and control



Product code:
F41EMG3HDWB

Description:
ACC.FIL45 DOWNLIGHT EMERGENCIA 3H BK



Product code:
F41EMG3HDWG

Description:
ACC.FIL45 DOWNLIGHT EMERGENCIA 3H GR

FIL45



Product code:
F41EMG3HDWW

Description:
ACC.FIL45 DOWNLIGHT EMERGENCIA 3H WH



Product code:
F41LIGHTSNDB

Description:
ACC.FIL45 SENSOR BASIC ILD DALI-2 BK



Product code:
F41LIGHTSNDG

Description:
ACC.FIL45 SENSOR BASIC ILD DALI-2 GR



Product code:
F41LIGHTSNDW

Description:
ACC.FIL45 SENSOR BASIC ILD DALI-2 WH