

F41SF112MOPRWB3DB

- FIL45 SUR 1120 2400 WBW OP COMF DALI BK.

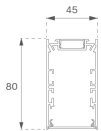


Description:

Finish: Matte black RAL 9011

Dimensions: 1.120 x 55 x 80 mm

Installation: Surface



TECHNICAL SPECIFICATIONS:

UGR:	<16	°K :	3000
		MacAdam:	3
		Power Supply:	220-240V 50/60Hz
		Gear:	Adjustable DALI

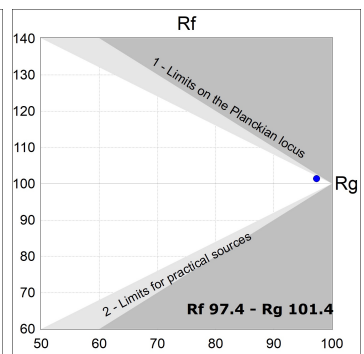
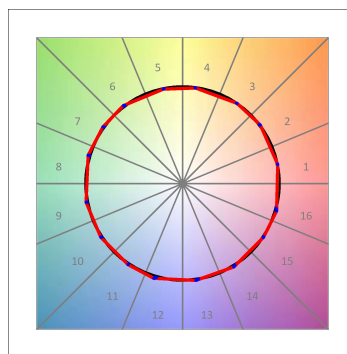
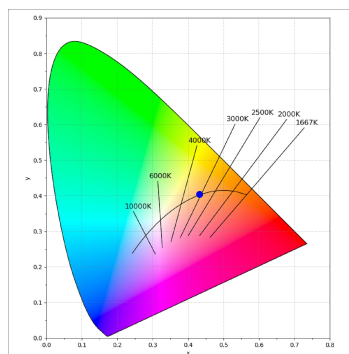
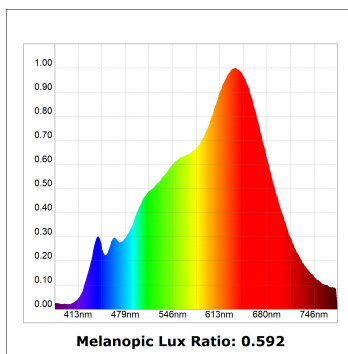


CUSTOM MADE OPTIONS:



PHOTOMETRIC DATA :

F41SF112MOPRWB3DB  
 $\eta = 99\%$   
 $I_{max} = 968 \text{ cd/klm}$   
 UTE: 0,99A  
 CIE: 90 100 100 100 99



ACCESORIES :

Assembly



**Product code:**

F42JO

**Description:**

FIL45 ACC. SU/RE INTM JOINT B



**Product code:**

F4COX/MMB

**Description:**

FIL 45 ACC. COVER X/MM BK.



**Product code:**

F4COX/MMG

**Description:**

FIL 45 ACC. COVER X/MM GR.



**Product code:**

F4COX/MMW

**Description:**

FIL 45 ACC. COVER X/MM WH.



**Product code:**

F4FX50B

**Description:**

ACC. WALL BRACKET FIL45 50MM BK.



**Product code:**

F4FX50G

**Description:**

ACC. WALL BRACKET FIL45 50MM GR.



**Product code:**

F4FX50W

**Description:**

ACC. WALL BRACKET FIL45 50MM WH.



**Product code:**

F4PRSUX/MMB

**Description:**

FIL 45 ACC. SUS PROFIL X/MM BK.



**Product code:**

F4PRSUX/MMG

**Description:**

FIL 45 ACC. SUS PROFIL X/MM GR.



**Product code:**

F4PRSUX/MMW

**Description:**

FIL 45 ACC. SUS PROFIL X/MM WH.

FIL45



**Product code:**  
F4SUECB

**Description:**  
FIL45 ACC. SUR END COVER BK.



**Product code:**  
F4SUECG

**Description:**  
FIL45 ACC. SUR END COVER GR.



**Product code:**  
F4SUECW

**Description:**  
FIL45 ACC. SUR END COVER WH.

**ACCESORIES :**

**Suspension**



**Product code:**  
F4SUCAEMFA1000NB  
F4SUCAEMFA4000NB

**Description:**  
ACC. ELECMEC FIL45 QUICK SUSP 1M BK.  
ACC. ELECMEC FIL45 QUICK SUSP 4M BK.



**Product code:**  
F4SUCAEMFA1000NG  
F4SUCAEMFA4000NG

**Description:**  
ACC. ELECMEC FIL45 QUICK SUSP 1M GR.  
ACC. ELECMEC FIL45 QUICK SUSP 4M GR.



**Product code:**  
F4SUCAEMFA1000NW  
F4SUCAEMFA4000NW

**Description:**  
ACC. ELECMEC FIL45 QUICK SUSP 1M WH.  
ACC. ELECMEC FIL45 QUICK SUSP 4M WH.



**Product code:**  
F4SUCAWI1000DB  
F4SUCAWI4000DB

**Description:**  
ACC. ELECMEC FIL45 QUICK SUSP 1M 5P BK.  
ACC. ELECMEC FIL45 QUICK SUSP 4M 5P BK.



**Product code:**  
F4SUCAWI1000DG  
F4SUCAWI4000DG

**Description:**  
ACC. ELECMEC FIL45 QUICK SUSP 1M 5P GR.  
ACC. ELECMEC FIL45 QUICK SUSP 4M 5P GR.



**Product code:**  
F4SUCAWI1000DW  
F4SUCAWI4000DW

**Description:**  
ACC. ELECMEC FIL45 QUICK SUSP 1M 5P WH.  
ACC. ELECMEC FIL45 QUICK SUSP 4M 5P WH.



**Product code:**  
F4SUWIDE1000G

**Description:**  
FIL45 ACC. QUICK STEEL CABLE 1M NK.



**Product code:**  
F4SUWIDE4000G

**Description:**  
FIL45 ACC. QUICK STEEL CABLE 4M NK.

---

**ACCESORIES :**

**Support**



**Product code:**  
F4FX15G

**Description:**  
FIL45 ACC. CEILING BRACKET 15MM GR.

---

**ACCESORIES :**

**Optical**



**Product code:**  
F4DIX/MMOP

**Description:**  
FIL 45 ACC. OPAL DIFFUSER X/MM

---

**ACCESORIES :**

**Adjustment and control**



**Product code:**  
F41EMG3HDWB

**Description:**  
ACC.FIL45 DOWNLIGHT EMERGENCIA 3H BK



**Product code:**  
F41EMG3HDWG

**Description:**  
ACC.FIL45 DOWNLIGHT EMERGENCIA 3H GR

FIL45



**Product code:**  
F41EMG3HDWW

**Description:**  
ACC.FIL45 DOWNLIGHT EMERGENCIA 3H WH



**Product code:**  
F41LIGHTSNDB

**Description:**  
ACC.FIL45 SENSOR BASIC ILD DALI-2 BK



**Product code:**  
F41LIGHTSNDG

**Description:**  
ACC.FIL45 SENSOR BASIC ILD DALI-2 GR



**Product code:**  
F41LIGHTSNDW

**Description:**  
ACC.FIL45 SENSOR BASIC ILD DALI-2 WH