

FINE LED

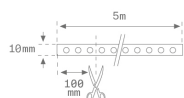
F2SF500LO658400



FINE LED G2 IP65 24V 8060 48W 840 5Mx10

Description:

Flexible strip model fine led LAMP brand. Model for MID POWER LED, 4000K color temperature, CRI 80. IP65 protection rating. Insulation class III. Lifetime: 50.000 L70 B10. Supplied with a 5 meter coil and a 3M adhesive on the rear. These strips allow modular cut.



Dimensions: 5.000 x 10,2 x 1,4 mm

Weight: 148 g

Installation: Surface

TECHNICAL SPECIFICATIONS:

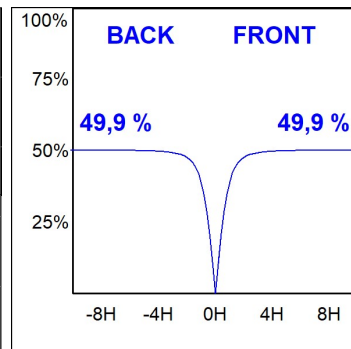
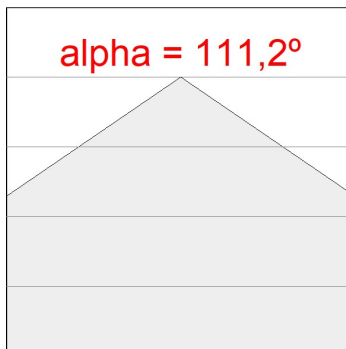
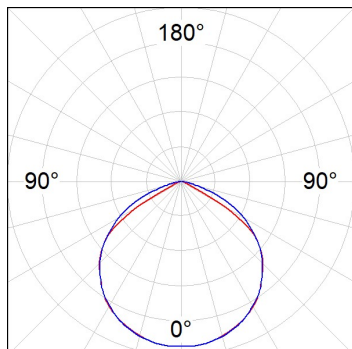
Light output:	8.095 lm	°K :	4000
Plum:	48W	CRI :	80
Efficacy:	168,6 lm/w	MacAdam:	3
Type:	MID POWER LED	Power Supply:	24VDC
LED Lifetime:	50.000 L70 B10 (Ta=25°C)	Gear:	Without gear (requires external gear)
Power:	48W		

Light output tolerance +/- 10%



PHOTOMETRIC DATA :

F2SF500LO658400_1m
 $\eta = 100\%$
 $I_{max} = 378 \text{ cd/klm}$
UTE: 1,00D
CIE: 52 88 99 100 100



ACCESSORIES :

Assembly



Product code:
ELWRST

Description:
ACC. ELECTROSTATICS WRIST STRAP



Product code:
FICOSU122000N
FISUEC120HG
FISUEC121HG

Description:
FINE LED STRIP ACC. 12MM SUR PROFILE 2M
FINE LED STRIP ACC. 12MM SUR END COVER
FINE LED STRIP ACC. 12MM SUR HOLE COVER



Product code:
FICOSU452000N
FISUEC450HG
FISUEC451HG

Description:
FINE LED STRIP ACC. 45° PROFILE 2M
FINE LED STRIP ACC. 45° END COVER
FINE LED STRIP ACC. 45° HOLE COVER



Product code:
FIPRRE062000N
FIREEC060HG
FIREEC061HG

Description:
FINE LED STRIP ACC. 6MM REC PROFILE 2M
FINE LED STRIP ACC. 6MM REC END COVER
FINE LED STRIP ACC. 6MM REC HOLE COVER



Product code:
FIPRRE122000N
FIREEC120HG
FIREEC121HG

Description:
FINE LED STRIP ACC. 12MM REC PROFILE 2M
FINE LED STRIP ACC. 12MM REC END COVER
FINE LED STRIP ACC. 12MM REC HOLE COVER



Product code:
FIPRSU062000N
FISUEC060HG
FISUEC061HG

Description:
FINE LED STRIP ACC. 6MM SUR PROFILE 2M
FINE LED STRIP ACC. 6MM SUR END COVER
FINE LED STRIP ACC. 6MM SUR HOLE COVER



Product code:
FISUBR
FISUBR45

Description:
FINE LED STRIP ACC. SUR BRACKET
FINE LED STRIP ACC. 45° BRACKET

ACCESSORIES :

Optical

FINE LED



Product code:

FIDI2000OP

Description:

FINE LED STRIP ACC. OPAL DIFFUSER 2M



Product code:

FIDI2000TR

Description:

FINE LED STRIP ACC. TRANS DIFFUSER 2M

ACCESORIES :

Adjustment and control



Product code:

DRV676024D

Description:

DRV 60W 24V 90-305V PWM/DA IP67



Product code:

DRV677524N

Description:

DRV 75W 24V 220-240V NR IND IP67

Importante:

- 1- En caso de cortes intermedios, para una conexión segura se recomienda soldar los cables a los terminales +/- de la tira flexible. Conectar la tira en la polaridad correcta.
- 2- En caso de cortes intermedios en los modelos IP65, se deben sellar las extremidades cortadas para garantizar el IP65.
- 3- La instalación debe ser sobre superficies lisas, limpias de polvo y grasa, y con grapas de sujeción. En otro tipo de superficie, se recomienda instalar la tira en perfilera de aluminio.
- 4- Cada tira de LED (bobina de 5m) debe ir alimentada con un driver. Para asegurar las prestaciones del producto, utilizar los drivers homologados por LAMP.
- 5- La garantía no cubre los daños creados por el incumplimiento de las recomendaciones.

Important:

- 1- In case of intermediate cuts, for a secure connection it is recommended to solder the wires to the +/- flexible strip terminals. Connect the strip with the correct polarity.
- 2- In case of intermediate cuts in IP65 models you must seal the cut ends to ensure the IP65.
- 3- The installation must be carried out on smooth, dust and fat-free surfaces using clamping plates. On other types of surface you are recommended to install the strip on aluminium profiles.
- 4- Each LED strip (5m coil) must be powered by a driver. To ensure product performance, use LAMP-approved drivers.
- 5- The warranty does not cover any damage caused owing to a breach of the recommendations.

Important:

- 1- En cas de découpes intermédiaires, pour une connexion sécurisée, il est recommandé de souder les câbles aux bornes +/- de la bandeau flexible. Connecter le bandeau sur la polarité appropriée.
- 2- En cas de découpes intermédiaires dans les modèles IP65 vous devrez protéger les extrémités coupées afin d'assurer l'IP65.
- 3- L'installation doit s'effectuer sur des surfaces lisses, exemptes de poussière et de graisse et au moyen d'agrafes de fixation. Sur tout autre type de surface, on recommande d'installer le bandeau sur un profilé en aluminium.
- 4- Chaque bandeau à LED (bobine de 5 m) doit être alimenté avec un driver. Pour garantir les prestations du produit, utiliser les drivers homologués par LAMP.
- 5- La garantie ne couvre pas les dommages dérivés du non respect des recommandations.